

# Workforce Focus

From the North Superior Workforce Planning Board

**In this Issue:**

**Professional, Scientific and Technical Services**

- Employment Trend
- Forecast
- Local Composition

## High Skill = High Incomes

**Education:**

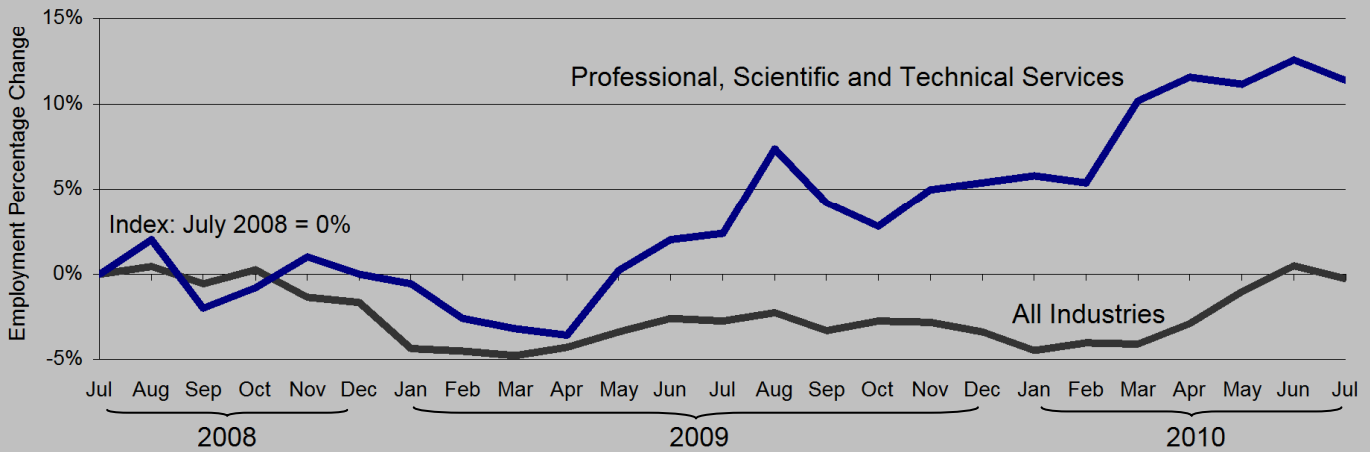
81% of Ontario's Professional, scientific and technical services workforce has a post-secondary education, compared to the 59% average of all industries.

**Income:**

The median annual income of this workforce was \$53,538 in 2006; 20% higher than the average of all industries.

### Employment Trend

Professional, Scientific and Technical Services, and All Industries, July 2008 to July 2010, Ontario

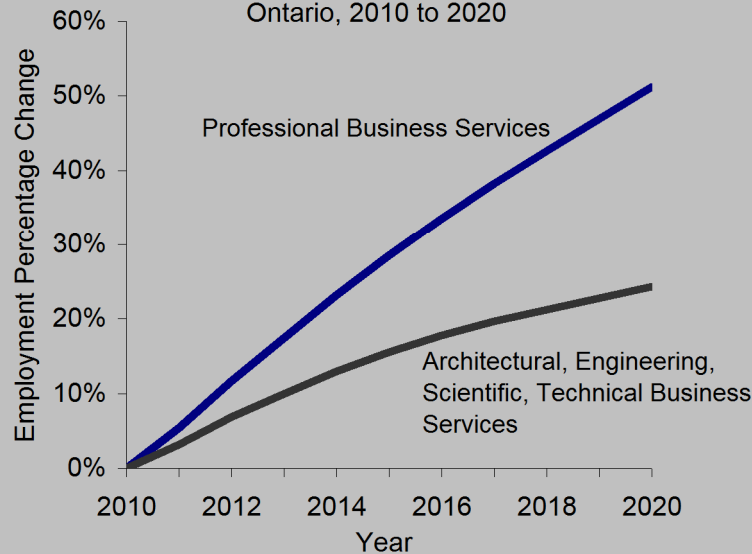


Source: Statistics Canada, Labour Force Survey, 2010.

Professional, scientific and technical services has led all industries in employment growth over the past two years in Ontario. The industry has grown by 11.4%, while overall employment has just recently returned to its previous mark.

### Employment Forecast

Professional, Scientific and Technical Services by Sub-Sector Ontario, 2010 to 2020



### Growth Potential

This sector is forecasted to be a growth leader, expanding by 34% and producing 169,000 new jobs in Ontario by 2020. Examined by its components:

- Architectural, engineering, scientific, and technical business services, is forecasted to grow by 24% and produce 78,000 jobs by 2020.
- Professional business services which include legal, accounting, and advertising are forecasted to grow by 51% and produce 91,000 new jobs by 2020.

Source: Centre for Spatial Economics, 2009.

### Home Workers

Aside from Agriculture, Professional, scientific and technical services has the highest share of workers regularly working from home of any industry. 22% of this industry's workforce worked primarily from home in 2006, while only 7% of Ontario's workforce worked from home.

Source: Statistics Canada, Census Data, 2006.



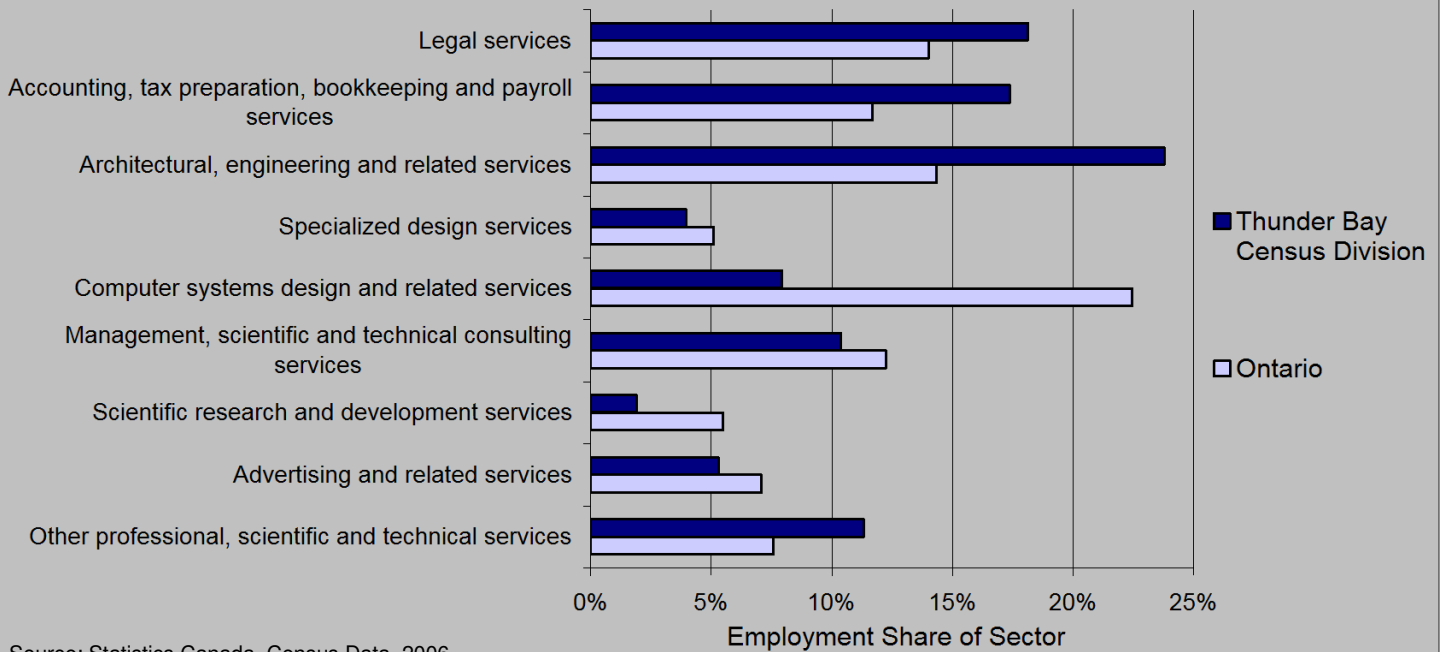
**North Superior**  
Workforce Planning Board

Contact the **North Superior Workforce Planning Board** at:  
107 B Johnson Avenue, Thunder Bay, ON, P7B 2V9  
(807) 346-2940 or 1-888-800-8893  
Web: [www.nswpb.ca](http://www.nswpb.ca)

Created by:  
Dane Rice

## Sector Composition

Professional, Scientific and Technical Services  
Local and Provincial, 2006



Source: Statistics Canada, Census Data, 2006.

In the Thunder Bay Census Division, the Professional, scientific and technical services industry employs 4.1% of the workforce, while 7.5% of the provincial workforce is employed in this industry. Compared to the provincial average, the local workforce is more concentrated in legal, accounting, architecture and engineering, and less concentrated in computer systems design.

### Prominent Occupations

Professional, Scientific and Technical Services  
Thunder Bay Census Division, 2006

Occupation	Employed
Financial auditors and accountants	240
Lawyers	175
Bookkeepers	140
User support technicians	115
Legal secretaries	115
Accounting and related clerks	90
Drafting technologists and technicians	80
Secretaries (except legal and medical)	80
Paralegal and related occupations	65
Photographers	60

Though there are 88 occupations working within this industry locally, 43% of the workforce is found within these ten most prominent occupations.

Source: Statistics Canada, Census Data, 2006.

### Local Employment

Professional, Scientific and Technical Services  
Thunder Bay Census Division, 2009

	Establishments	Estimated Employment
Thunder Bay	629	11,882

In this region, sole-proprietorships represent 44% of the establishments and comprise 10% of total employment in this industry. Thunder Bay has nine establishments in this industry that each employ over 50 workers and combined comprise 32% of the industry's workforce.

Source: Statistics Canada, Business Counts 2009.

**EMPLOYMENT  
ONTARIO**

SEE MORE LABOUR MARKET INFORMATION ON THE  
WEB AT [WWW.NSWPB.CA](http://WWW.NSWPB.CA)



**Ontario**

THE VIEWS EXPRESSED IN THIS DOCUMENT DO NOT NECESSARILY REFLECT THOSE OF  
THE GOVERNMENT OF ONTARIO.

Workforce Focus is an original publication of the Elgin, Middlesex, Oxford Local Training Board