

Workforce Focus

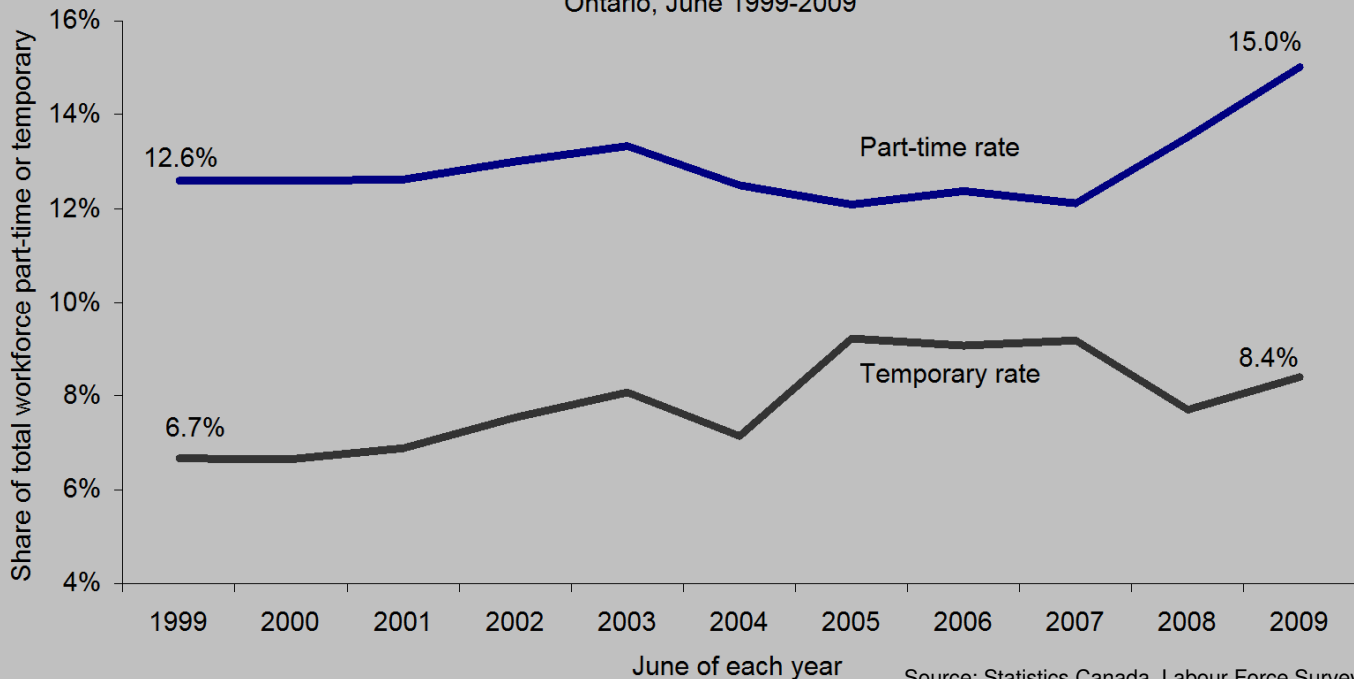
North Superior Workforce Planning Board

In this Issue:
Changes in the Employment Landscape

- Work Structure
- Wage Trends

Part-time and Temporary Work Rates

Ontario, June 1999-2009



Source: Statistics Canada, Labour Force Survey, 2009

Job Stability

Part-time work: The share of the employed workforce working only part-time hours in their primary job remained fairly steady over most of the last decade until an acceleration over the past two years.

Temporary work: Despite some fluctuations, the share of the employed workforce working in temporary positions is slightly higher than it was 10 years ago. Contract work has become notably more prominent in education and healthcare.

Multiple job holders: Although pockets of the province have likely experienced a recent rise in the number of multiple job holders, collectively the provincial rate has remained quite steady over the past decade at around 6%. The multiple job holder rate is by far highest among those whose primary job is in agriculture.

Tenure: Making it past the one year milestone of job tenure has become increasingly important. Workers who reach a year with one employer have a much higher chance of long term employment and security.

Source: Statistics Canada, Heisz.

Entry Level Woes

There is little evidence that well paying jobs have been disappearing in Canada since the early 1980s. However, the wage gap between newly hired employees (those with two years of seniority or less) and other employees has been widening over the last two decades. This trend is evident among most entry level workers, regardless of age, gender, education, or industry. Canadian employers may be responding to technological changes and/or more intense competition within industries and from abroad. In efforts to cut costs, while still maintaining the morale and productivity of more senior workers, entry level workers' wages have fallen or stagnated. Unless this trend is offset by a steepening of the wage-seniority profile amongst firms, it may induce a reduction in the prominence of well-paid jobs in the years to come, with obvious implications for Canadian living standards.

Along with this, the relative prominence of temporary jobs has increased substantially among newly hired employees. Among Canadian private sector employees with one year or less seniority, one quarter are working in temporary positions.

Source: Statistics Canada, Morissette and Johnson.



North Superior
 Workforce Planning Board

North Superior Workforce Planning Board

107B Johnson Avenue, Thunder Bay, ON, P7B 2V9

(807) 346-2940 or 1-888-800-8893

Web: www.nswpb.ca

Skill Intensification

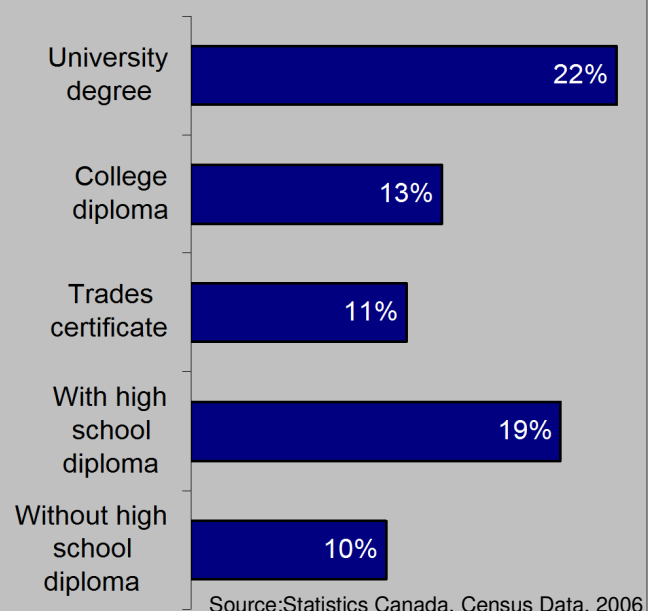
Share of workforce with post-secondary education
(Trades, College, University)
Thunder Bay Census Division, 2006

Occupational group	2006	2001 to 2006 % change
Trades helpers, construction labourers and related	36%	15%
Technical & skilled occupations in art, culture, recreation and sport	60%	13%
Skilled administrative and business occupations	60%	10%
Skilled occupations in primary industry	36%	9%
Trades and skilled transport and equipment operators	76%	8%
Intermediate sales and service occupations	43%	6%
All occupations	57%	5%

The skill intensity of the local workforce (measured by the share of workers with post-secondary training) rose by 5% from 2001 to 2006 and now sits at 57%. These listed occupations made above average gains in skill intensity.

Income Growth by Education Level

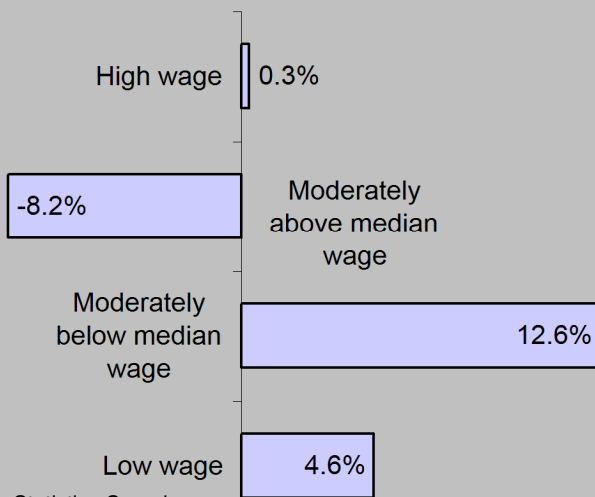
Percentage change of full-time workers' incomes by highest educational attainment, Thunder Bay Census Division, 1996 to 2006



The median income of workers with university degrees grew faster than those with any other type of education in this region from 1996 to 2006.

Employment Growth by Wage Category

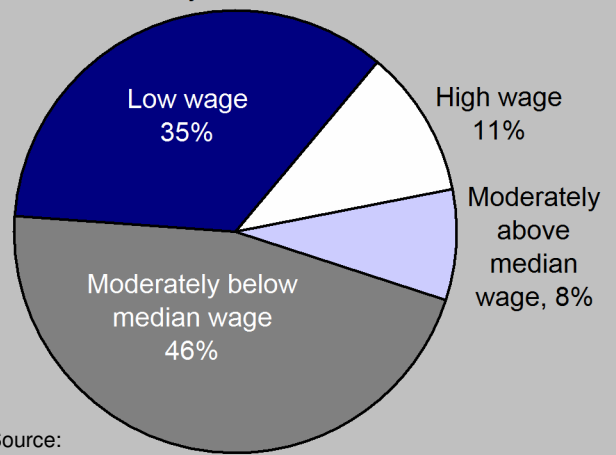
Thunder Bay Census Division, 2001 to 2006



The median wage in this region in 2006 was \$45,490. The group of occupations with wages moderately below this median (between the median and 25% less), experienced the fastest employment growth from 2001 to 2006.

Share of Total Growth Occupations by Wage Category

Thunder Bay Census Division, 2001 to 2006



The overall workforce grew by 1% from 2001 to 2006. Examining only the individual occupations that grew in employment, 81% of this growth was in occupations earning below the median wage.

EMPLOYMENT ONTARIO

SEE MORE LABOUR MARKET INFORMATION ON THE WEB AT WWW.NSWPB.CA



THE VIEWS EXPRESSED IN THIS DOCUMENT DO NOT NECESSARILY REFLECT THOSE OF THE GOVERNMENT OF ONTARIO.