



Job Demand Report

FEBRUARY 2021

Job posting data collected by the North Superior Workforce Planning Board from job boards and employer websites who recruit candidates in Northwestern Ontario.

HIGHLIGHTS

JOB POSTINGS BY THE NUMBERS

TOTAL ACTIVE	NEW THIS MONTH	COMPANIES	JOB BOARDS
2,222	1,402	707	22

OF DAYS POSTED

AVERAGE	MEDIAN
18.1	16

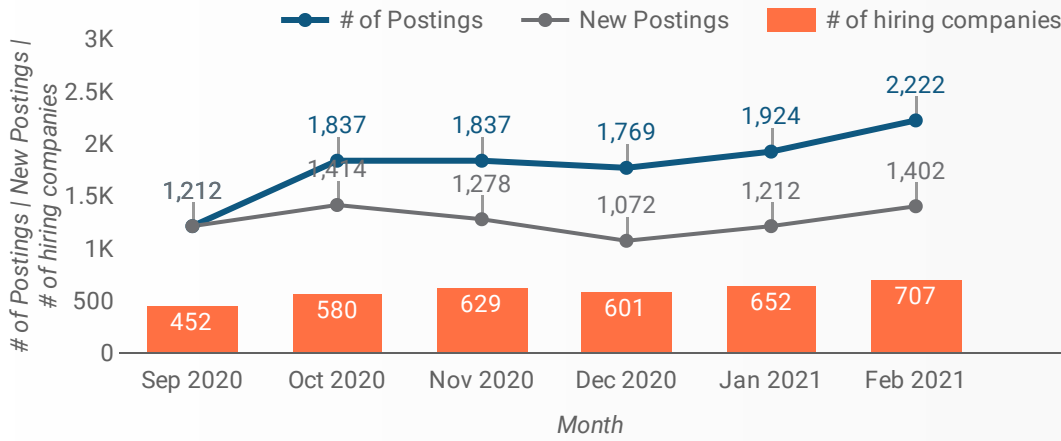
REPORT BUILDER

The default filter selection below will show all job demand data for the month. You can use the filters to create a customized report for the purpose of understanding a subset of the data.

MUNICIPALITY	JOB TYPE	JOB DURATION
JOB BOARD	ADDITIONAL LANGUA...	QUICK FIND
SKILL LEVEL		
SKILL TYPE NAME / 1-DIGIT NATIONAL OCCUPATIONAL CLASSIFICATION CODE		
MAJOR GROUP / 2-DIGIT NATIONAL OCCUPATIONAL CLASSIFICATION CODE		
MINOR GROUP / 3-DIGIT NATIONAL OCCUPATIONAL CLASSIFICATION CODE		
UNIT GROUP / 4-DIGIT NATIONAL OCCUPATIONAL CLASSIFICATION CODE		
COMPANY OR EMPLOYMENT AGENCY		

JOB POSTINGS BY MONTH

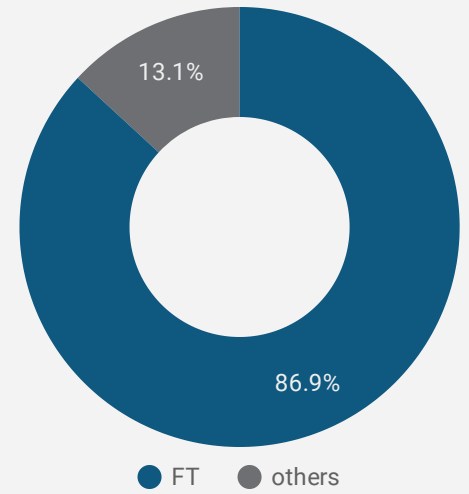
How many job postings were active for at least 1 day this month?



NOTE: This graph cannot be filtered using the controls on the cover page

JOB TYPE

Full-time vs Part-time



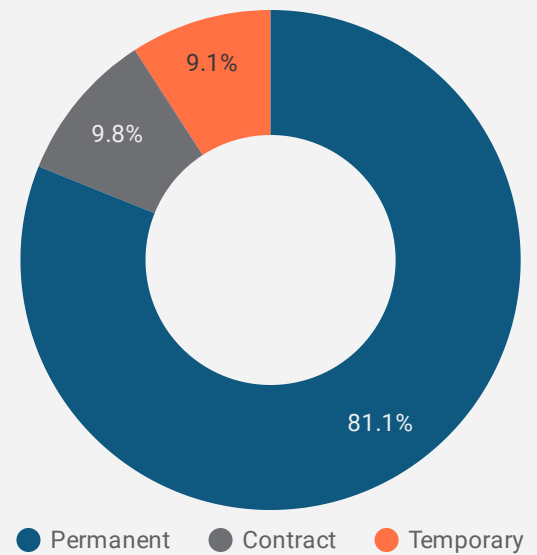
JOB POSTINGS BY MUNICIPALITY

Where are job opportunities being offered?

	MUNICIPALITY	POSTING COUNT	AVG POSTING LENGTH IN DAYS	MEDIAN POSTING LENGTH IN DAYS
1.	Thunder Bay	1,769	18.6	16
2.	Marathon	122	15.9	2
3.	Greenstone	106	18.2	14
4.	Nipigon	57	6.0	1
5.	Oliver Paiponge	36	10.0	11
6.	Thunder Bay, Unorganized	24	14.3	14
7.	Shuniah	17	15.4	16
8.	Terrace Bay	15	109.2	155

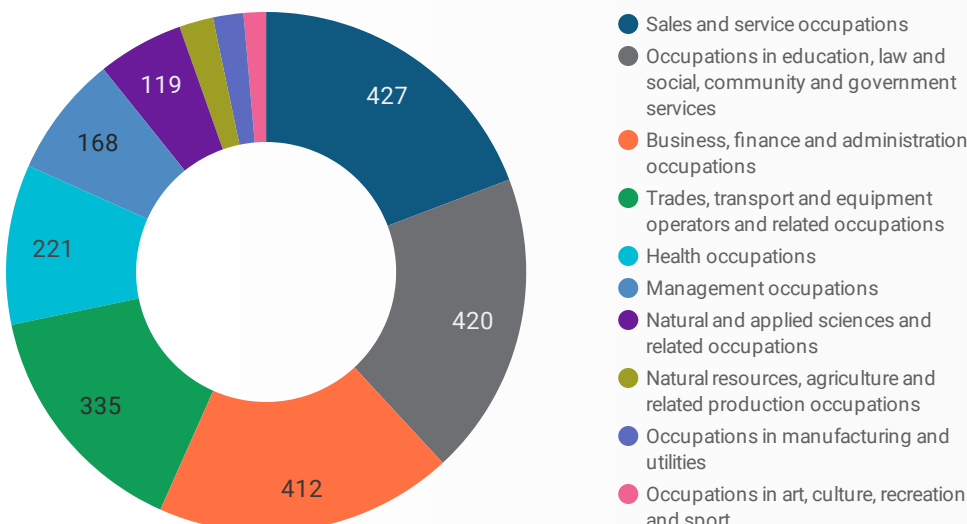
JOB DURATION

Permanency of jobs posted



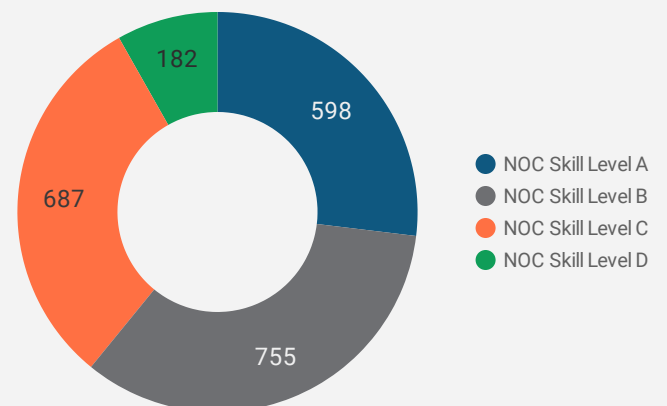
JOB POSTINGS BY SKILL TYPE

What skill type is being recruited?



JOB POSTINGS BY SKILL LEVEL

What education do occupations typically require?



Skill Level A = Usually University education | Skill Level B = Usually College education or Apprenticeship training | Skill Level C = Usually Secondary education or occupation-specific training | Skill Level D = Usually on-the-job training



TOP OCCUPATIONS

What kind of jobs are in-demand?

	4 DIGIT NOC NAME	POSTINGS
1.	Social and community service workers	138
2.	Home support workers, housekeepers and related occupations	111
3.	Securities agents, investment dealers and brokers	111
4.	Delivery and courier service drivers	78
5.	Registered nurses and registered psychiatric nurses	62
6.	Retail salespersons	59
7.	Other customer and information services representatives	52
8.	Administrative assistants	51
9.	Licensed practical nurses	50
10.	Transport truck drivers	49
11.	Security guards and related security service occupations	44
12.	Food counter attendants, kitchen helpers and related support occupations	36
13.	Light duty cleaners	36
14.	General office support workers	33
15.	Retail and wholesale trade managers	31
16.	Managers in social, community and correctional services	29
17.	Lawyers and Quebec notaries	27
18.	Cooks	27
19.	Accounting technicians and bookkeepers	24
20.	Material handlers	23
21.	Automotive service technicians, truck and bus mechanics and mechanical repairers	22
22.	Retail and wholesale buyers	21
23.	Social workers	20
24.	Cashiers	20
25.	Home child care providers	19
26.	Early childhood educators and assistants	19
27.	Accounting and related clerks	19
28.	Electricians (except industrial and power system)	18
29.	Couriers, messengers and door-to-door distributors	17
30.	Professional occupations in advertising, marketing and	17

TOP EMPLOYERS/AGENCIES

Who is hiring?

	COMPANY	POSTINGS
1.	Maverick FX	108
2.	St Joseph's Care Group	107
3.	City of Thunder Bay	71
4.	Thunder Bay Regional Health Sciences Centre	59
5.	Tikinagan Child & Family Services	57
6.	Resolute Forest Products	49
7.	Northwest Employment Works	46
8.	Dilico Anishinabek Family Care	43
9.	Kijiji Jobs	34
10.	CareerJet	28
11.	Doordash	27
12.	Barmenco Mine Services Canada Ltd	24
13.	Instacart Shoppers	23
14.	Superior-Greenstone District School Board	20
15.	Southbridge Care Homes	19
16.	Beendigen	18
17.	Home Depot	17
18.	Geraldton District Hospital	17
19.	Confederation College	17
20.	Staples Canada	15
21.	Platinum Empire Group	14
22.	Ontario Native Women's Association	14
23.	Gardewine	12
24.	SE Health	12
25.	Canada Post	12
26.	Lakehead University	12
27.	VON Canada	11
28.	Thunder Bay District	11



OCCUPATIONS BY FREQUENCY & LENGTH OF JOB POSTINGS

What jobs are hard to fill and in-demand?

	4 DIGIT NOC	4 DIGIT NOC NAME	SKILL LEVEL	POSTING COUNT	AVG POSTING LENGTH IN DAYS	MEDIAN POSTING LENGTH IN DAYS
1.	4212	Social and community service workers	NOC Skill Level B	138	16.8	15
2.	4412	Home support workers, housekeepers and related occupations	NOC Skill Level C	111	21.4	26
3.	1113	Securities agents, investment dealers and brokers	NOC Skill Level A	111	1.7	1
4.	7514	Delivery and courier service drivers	NOC Skill Level C	78	12.3	12
5.	3012	Registered nurses and registered psychiatric nurses	NOC Skill Level A	62	11.5	9
6.	6421	Retail salespersons	NOC Skill Level C	59	24.7	27
7.	6552	Other customer and information services representatives	NOC Skill Level C	52	14.8	15
8.	1241	Administrative assistants	NOC Skill Level B	51	15.0	15
9.	3233	Licensed practical nurses	NOC Skill Level B	50	26.3	27
10.	7511	Transport truck drivers	NOC Skill Level C	49	24.4	27
11.	6541	Security guards and related security service occupations	NOC Skill Level C	44	26.2	26
12.	6711	Food counter attendants, kitchen helpers and related support occupations	NOC Skill Level D	36	19.1	26
13.	6731	Light duty cleaners	NOC Skill Level D	36	21.7	25
14.	1411	General office support workers	NOC Skill Level C	33	20.5	16
15.	621	Retail and wholesale trade managers	NOC Skill Level A	31	14.0	4
16.	423	Managers in social, community and correctional services	NOC Skill Level A	29	14.0	14
17.	4112	Lawyers and Quebec notaries	NOC Skill Level A	27	19.2	26
18.	6322	Cooks	NOC Skill Level B	27	24.2	26
19.	1311	Accounting technicians and bookkeepers	NOC Skill Level B	24	24.9	27
20.	7452	Material handlers	NOC Skill Level C	23	17.0	15.5
21.	7321	Automotive service technicians, truck and bus mechanics and mechanical repairers	NOC Skill Level B	22	41.1	26
22.	6222	Retail and wholesale buyers	NOC Skill Level B	21	14.4	10
23.	4152	Social workers	NOC Skill Level A	20	12.8	8.5
24.	6611	Cashiers	NOC Skill Level D	20	13.5	9.5
25.	1431	Accounting and related clerks	NOC Skill Level C	19	19.6	22
26.	4214	Early childhood educators and assistants	NOC Skill Level B	19	24.2	27
27.	4411	Home child care providers	NOC Skill Level C	19	12.0	11
28.	7241	Electricians (except industrial and power system)	NOC Skill Level B	18	34.6	14
29.	1513	Couriers, messengers and door-to-door distributors	NOC Skill Level C	17	8.4	3



JOB POSTINGS BY 3-DIGIT NATIONAL OCCUPATION CLASSIFICATION

What jobs are hard to fill and in-demand?

	3 DIGIT NOC	3 DIGIT NOC NAME	SKILL LEVEL	POSTING COUNT	AVG POSTING LENGTH IN DAYS	MEDIAN POSTING LENGTH IN DAYS
1.	421	Paraprofessional occupations in legal, social, community and education services	NOC Skill Level B	163	17.5	16
2.	441	Home care providers and educational support occupations	NOC Skill Level C	137	20.4	25.5
3.	751	Motor vehicle and transit drivers	NOC Skill Level C	136	15.8	14
4.	111	Auditors, accountants and investment professionals	NOC Skill Level A	134	4.1	1
5.	323	Other technical occupations in health care	NOC Skill Level B	66	25.9	27
6.	301	Professional occupations in nursing	NOC Skill Level A	62	11.5	9
7.	655	Customer and information services representatives	NOC Skill Level C	61	16.4	15
8.	124	Office administrative assistants - general, legal and medical	NOC Skill Level B	59	15.4	16
9.	642	Retail salespersons	NOC Skill Level C	59	24.7	27
10.	673	Cleaners	NOC Skill Level D	53	21.3	25.5
11.	141	General office workers	NOC Skill Level C	48	21.0	16

1 - 50 / 128 < >

JOB POSTINGS BY 2-DIGIT NATIONAL OCCUPATION CLASSIFICATION

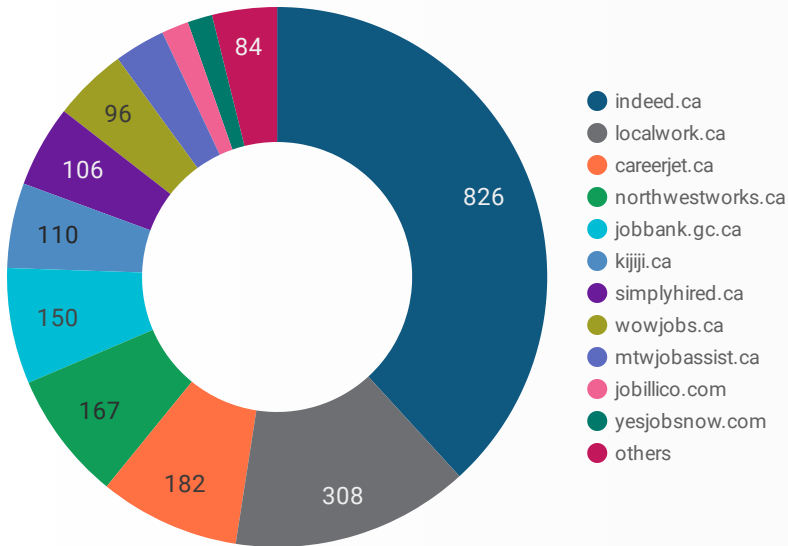
What jobs are hard to fill and in-demand?

	2 DIGIT NOC	2 DIGIT NOC NAME	SKILL LEVEL	POSTING COUNT	AVG POSTING LENGTH IN DAYS	MEDIAN POSTING LENGTH IN DAYS
1.	42	Paraprofessional occupations in legal, social, community and education services	NOC Skill Level B	163	17.5	16
2.	11	Professional occupations in business and finance	NOC Skill Level A	159	6.1	1
3.	75	Transport and heavy equipment operation and related maintenance occupations	NOC Skill Level C	148	16.4	14.5
4.	44	Care providers and educational, legal and public protection support occupations	NOC Skill Level C	138	20.5	26
5.	65	Service representatives and other customer and personal services occupations	NOC Skill Level C	126	20.7	16
6.	67	Service support and other service occupations, n.e.c.	NOC Skill Level D	98	20.1	26
7.	12	Administrative and financial supervisors and administrative occupations	NOC Skill Level B	97	17.7	17
8.	32	Technical occupations in health	NOC Skill Level B	94	23.4	26
9.	41	Professional occupations in law and social, community and government services	NOC Skill Level A	89	17.7	16
10.	14	Office support occupations	NOC Skill Level C	82	19.7	16

1 - 43 / 43 < >

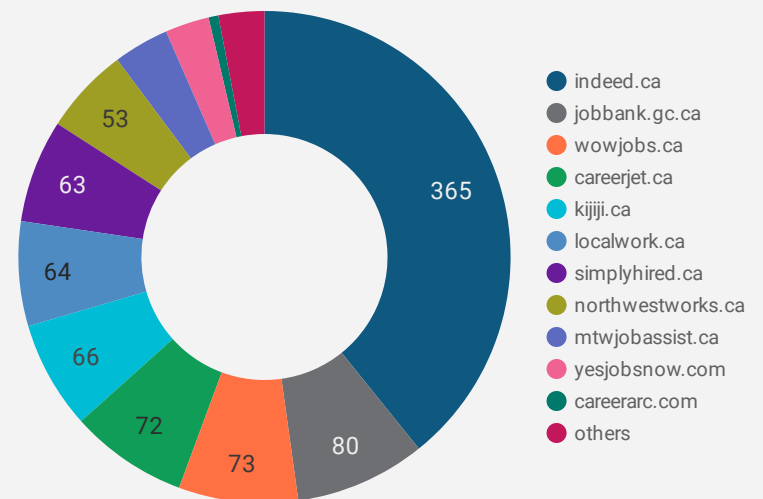
JOB POSTINGS BY JOB BOARD

What share of unique job postings appear on each job board?



COMPANIES BY JOB BOARD

What share of unique job postings appear on each job board?



JOB POSTING DETAILS BY JOB BOARD

How does job posting activity differ by job board?

	JOB BOARD	POSTING COUNT	AVG POSTING LENGTH IN DAYS	MEDIAN POSTING LENGTH IN DAYS	# OF COMPANIES
1.	indeed.ca	826	26.4	27	365
2.	localwork.ca	308	4.6	2	64
3.	careerjet.ca	182	10.3	8.5	72
4.	northwestworks.ca	167	31.1	14	53
5.	jobbank.gc.ca	150	18.8	16	80
6.	kijiji.ca	110	15.0	15	66
7.	simplyhired.ca	106	16.8	16	63
8.	wowjobs.ca	96	16.0	16	73
9.	mtwjobassist.ca	66	29.7	20	34
10.	jobillico.com	35	15.2	13	4
11.	yesjobsnow.com	32	39.5	26	27
12.	dilico.com	28	14.8	15	1
13.	careerarc.com	11	41.3	12	6
14.	network.applytoeducation.com	9	5.5	6	3
15.	afnoo.org	8	9.0	9	4
16.	workopolis.com	7	15.0	15	6
17.	aets.org	7	4.1	5	1