



Job Demand Report

APRIL 2021

Job posting data collected by the North Superior Workforce Planning Board from job boards and employer websites who recruit candidates in Northwestern Ontario.

HIGHLIGHTS

JOB POSTINGS BY THE NUMBERS

TOTAL ACTIVE	NEW THIS MONTH	COMPANIES	JOB BOARDS
2,938	1,791	947	22

OF DAYS POSTED

AVERAGE	MEDIAN
19.5	16

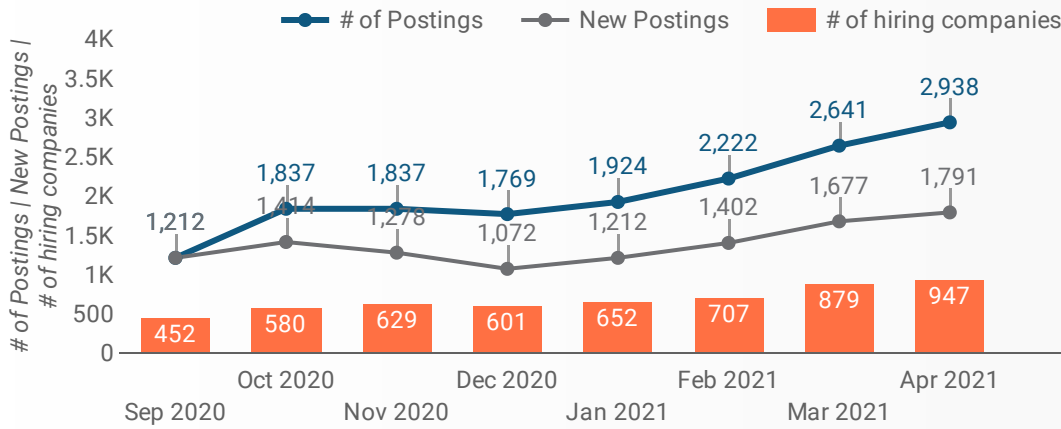
REPORT BUILDER

The default filter selection below will show all job demand data for the month. You can use the filters to create a customized report for the purpose of understanding a subset of the data.

MUNICIPALITY	JOB TYPE	JOB DURATION
JOB BOARD	ADDITIONAL LANGUA...	QUICK FIND
SKILL LEVEL		
SKILL TYPE NAME / 1-DIGIT NATIONAL OCCUPATIONAL CLASSIFICATION CODE		
MAJOR GROUP / 2-DIGIT NATIONAL OCCUPATIONAL CLASSIFICATION CODE		
MINOR GROUP / 3-DIGIT NATIONAL OCCUPATIONAL CLASSIFICATION CODE		
UNIT GROUP / 4-DIGIT NATIONAL OCCUPATIONAL CLASSIFICATION CODE		
COMPANY OR EMPLOYMENT AGENCY		

JOB POSTINGS BY MONTH

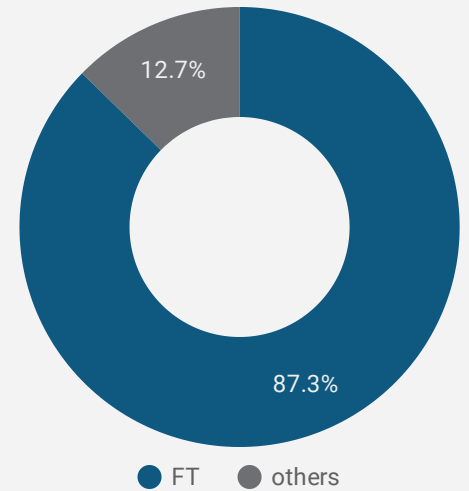
How many job postings were active for at least 1 day this month?



NOTE: This graph cannot be filtered using the controls on the cover page

JOB TYPE

Full-time vs Part-time



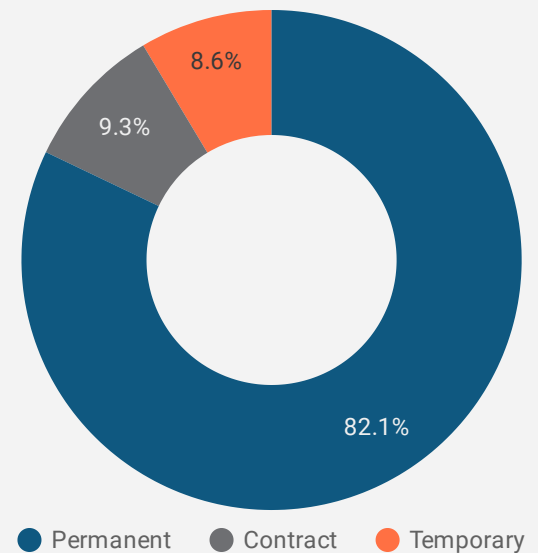
JOB POSTINGS BY MUNICIPALITY

Where are job opportunities being offered?

	MUNICIPALITY	POSTING COUNT	AVG POSTING LENGTH IN DAYS	MEDIAN POSTING LENGTH IN DAYS
1.	Thunder Bay	2,446	19.1	16
2.	Greenstone	121	22.8	16
3.	Marathon	90	40.9	26
4.	Nipigon	37	15.3	15
5.	Oliver Paiponge	34	17.0	15.5
6.	Schreiber	31	7.6	2
7.	Neebing	27	6.4	2
8.	Terrace Bay	21	45.7	21
9.	Shuniah	20	9.8	2

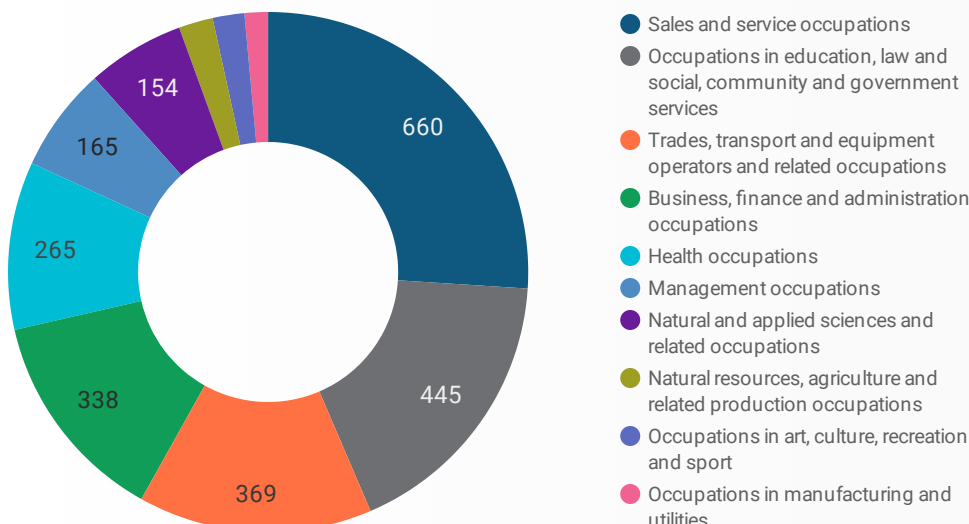
JOB DURATION

Permanency of jobs posted



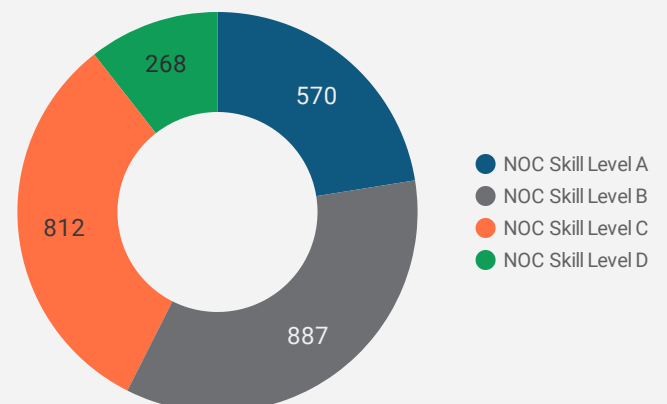
JOB POSTINGS BY SKILL TYPE

What skill type is being recruited?



JOB POSTINGS BY SKILL LEVEL

What education do occupations typically require?



Skill Level A = Usually University education | Skill Level B = Usually College education or Apprenticeship training | Skill Level C = Usually Secondary education or occupation-specific training | Skill Level D = Usually on-the-job training



TOP OCCUPATIONS

What kind of jobs are in-demand?

	4 DIGIT NOC NAME	POSTINGS
1.	null	401
2.	Home support workers, housekeepers and related occupations	117
3.	Other customer and information services representatives	114
4.	Retail salespersons	109
5.	Social and community service workers	100
6.	Registered nurses and registered psychiatric nurses	83
7.	Other instructors	79
8.	Licensed practical nurses	60
9.	Cooks	56
10.	Administrative assistants	55
11.	General office support workers	52
12.	Transport truck drivers	48
13.	Light duty cleaners	47
14.	Food counter attendants, kitchen helpers and related support occupations	43
15.	Security guards and related security service occupations	42
16.	Delivery and courier service drivers	41
17.	Material handlers	36
18.	Retail and wholesale buyers	34
19.	Janitors, caretakers and building superintendents	32
20.	Managers in social, community and correctional services	30
21.	Other medical technologists and technicians (except dental health)	29
22.	Cashiers	27
23.	Landscaping and grounds maintenance labourers	25
24.	Professional occupations in advertising, marketing and public relations	24
25.	Receptionists	24
26.	Retail and wholesale trade managers	23
27.	Lawyers and Quebec notaries	23
28.	Mechanical engineers	21
29.	Administrative officers	21
30.	Accounting technicians and bookkeepers	20

TOP EMPLOYERS/AGENCIES

Who is hiring?

	COMPANY	POSTINGS
1.	St Joseph's Care Group	119
2.	Superprof	84
3.	Thunder Bay Regional Health Sciences Centre	71
4.	Tikinagan Child & Family Services	69
5.	Resolute Forest Products	68
6.	Kijiji Jobs	67
7.	City of Thunder Bay	54
8.	CareerJet	49
9.	Northwest Employment Works	43
10.	Confederation College	35
11.	Dilico Anishinabek Family Care	34
12.	Home Depot	32
13.	Southbridge Care Homes	27
14.	Sobeys	20
15.	Brulis	18
16.	Ontario Native Women's Association	17
17.	Lakehead University	17
18.	Maverick FX	15
19.	Produits forestiers Resolu	15
20.	North American Palladium	15
21.	CIBC	14
22.	S&P Data LLC	14
23.	Chartwell Retirement Residences	14
24.	Lakehead University Canada	14
25.	Bayshore HealthCare	14
26.	Extencare Canada	14
27.	GardaWorld	14
28.	Beendigen	14

OCCUPATIONS BY FREQUENCY & LENGTH OF JOB POSTINGS

What jobs are hard to fill and in-demand?

	4 DIGIT NOC	4 DIGIT NOC NAME	SKILL LEVEL	POSTING COUNT	AVG POSTING LENGTH IN DAYS	MEDIAN POSTING LENGTH IN DAYS
1.	4412	Home support workers, housekeepers and related occupations	NOC Skill Level C	117	23.3	26
2.	6552	Other customer and information services representatives	NOC Skill Level C	114	16.7	16
3.	6421	Retail salespersons	NOC Skill Level C	109	23.2	25.5
4.	4212	Social and community service workers	NOC Skill Level B	100	19.0	13
5.	3012	Registered nurses and registered psychiatric nurses	NOC Skill Level A	83	22.8	14
6.	4216	Other instructors	NOC Skill Level B	79	2.7	2
7.	3233	Licensed practical nurses	NOC Skill Level B	60	21.4	26
8.	6322	Cooks	NOC Skill Level B	56	24.4	16
9.	1241	Administrative assistants	NOC Skill Level B	55	25.0	26
10.	1411	General office support workers	NOC Skill Level C	52	17.6	16
11.	7511	Transport truck drivers	NOC Skill Level C	48	28.0	26
12.	6731	Light duty cleaners	NOC Skill Level D	47	18.9	16
13.	6711	Food counter attendants, kitchen helpers and related support occupations	NOC Skill Level D	43	22.4	26
14.	6541	Security guards and related security service occupations	NOC Skill Level C	42	23.7	25
15.	7514	Delivery and courier service drivers	NOC Skill Level C	41	18.5	16
16.	7452	Material handlers	NOC Skill Level C	36	20.5	26
17.	6222	Retail and wholesale buyers	NOC Skill Level B	34	15.5	15
18.	6733	Janitors, caretakers and building superintendents	NOC Skill Level D	32	14.1	15.5
19.	423	Managers in social, community and correctional services	NOC Skill Level A	30	15.8	10
20.	3219	Other medical technologists and technicians (except dental health)	NOC Skill Level B	29	17.1	19
21.	6611	Cashiers	NOC Skill Level D	27	22.3	16
22.	8612	Landscaping and grounds maintenance labourers	NOC Skill Level D	25	30.5	16
23.	1123	Professional occupations in advertising, marketing and public relations	NOC Skill Level A	24	21.5	26
24.	1414	Receptionists	NOC Skill Level C	24	18.0	16
25.	4112	Lawyers and Quebec notaries	NOC Skill Level A	23	17.0	16
26.	621	Retail and wholesale trade managers	NOC Skill Level A	23	26.5	16
27.	2132	Mechanical engineers	NOC Skill Level A	21	5.3	3
28.	1221	Administrative officers	NOC Skill Level B	21	22.2	26
29.	1311	Accounting technicians and bookkeepers	NOC Skill Level B	20	27.5	19



JOB POSTINGS BY 3-DIGIT NATIONAL OCCUPATION CLASSIFICATION

What jobs are hard to fill and in-demand?

	3 DIGIT NOC	3 DIGIT NOC NAME	SKILL LEVEL	POSTING COUNT	AVG POSTING LENGTH IN DAYS	MEDIAN POSTING LENGTH IN DAYS
1.	421	Paraprofessional occupations in legal, social, community and education services	NOC Skill Level B	191	10.1	3
2.	441	Home care providers and educational support occupations	NOC Skill Level C	132	22.6	23.5
3.	655	Customer and information services representatives	NOC Skill Level C	127	17.5	16
4.	642	Retail salespersons	NOC Skill Level C	109	23.2	25.5
5.	751	Motor vehicle and transit drivers	NOC Skill Level C	102	23.3	26
6.	673	Cleaners	NOC Skill Level D	94	16.5	16
7.	301	Professional occupations in nursing	NOC Skill Level A	84	22.4	14
8.	141	General office workers	NOC Skill Level C	79	18.1	16
9.	323	Other technical occupations in health care	NOC Skill Level B	66	21.3	26
10.	632	Chefs and cooks	NOC Skill Level B	66	21.9	16
11.	124	Office administrative assistants - general, legal and medical	NOC Skill Level B	62	24.2	26

1 - 50 / 128 < >

JOB POSTINGS BY 2-DIGIT NATIONAL OCCUPATION CLASSIFICATION

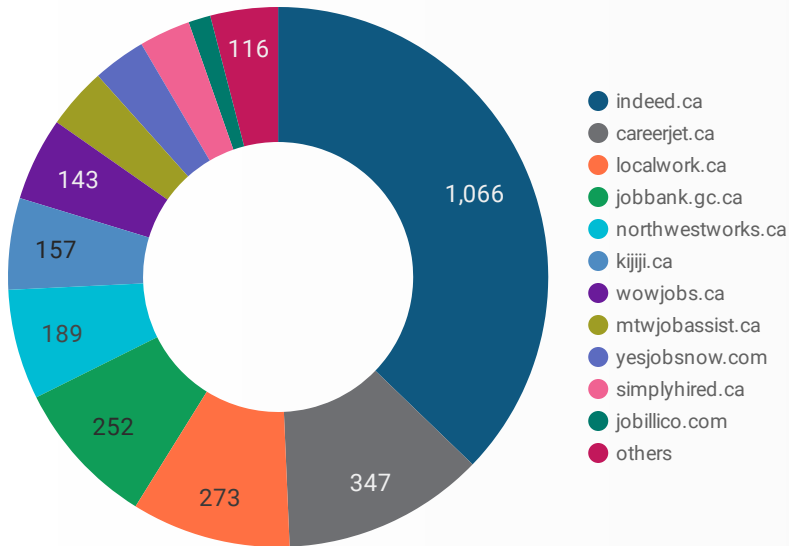
What jobs are hard to fill and in-demand?

	2 DIGIT NOC	2 DIGIT NOC NAME	SKILL LEVEL	POSTING COUNT	AVG POSTING LENGTH IN DAYS	MEDIAN POSTING LENGTH IN DAYS
1.	65	Service representatives and other customer and personal services occupations	NOC Skill Level C	196	19.3	16
2.	42	Paraprofessional occupations in legal, social, community and education services	NOC Skill Level B	191	10.1	3
3.	67	Service support and other service occupations, n.e.c.	NOC Skill Level D	146	18.9	26
4.	44	Care providers and educational, legal and public protection support occupations	NOC Skill Level C	134	22.6	23.5
5.	75	Transport and heavy equipment operation and related maintenance occupations	NOC Skill Level C	128	23.2	26
6.	64	Sales representatives and salespersons - wholesale and retail trade	NOC Skill Level C	120	22.9	26
7.	14	Office support occupations	NOC Skill Level C	119	18.3	16
8.	12	Administrative and financial supervisors and administrative occupations	NOC Skill Level B	112	22.9	26
9.	32	Technical occupations in health	NOC Skill Level B	110	20.7	26
10.	63	Service supervisors and specialized service occupations	NOC Skill Level B	101	24.2	25.5

1 - 44 / 44 < >

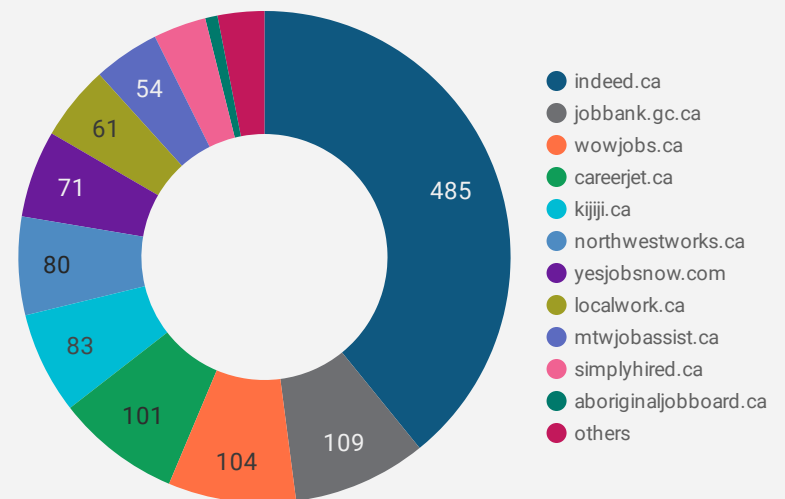
JOB POSTINGS BY JOB BOARD

What share of unique job postings appear on each job board?



COMPANIES BY JOB BOARD

What share of unique job postings appear on each job board?



JOB POSTING DETAILS BY JOB BOARD

How does job posting activity differ by job board?

	JOB BOARD	POSTING COUNT	AVG POSTING LENGTH IN DAYS	MEDIAN POSTING LENGTH IN DAYS	# OF COMPANIES
1.	indeed.ca	1,066	25.7	26	485
2.	careerjet.ca	347	16.2	13	101
3.	localwork.ca	273	5.1	2	61
4.	jobbank.gc.ca	252	23.2	16	109
5.	northwestworks.ca	189	34.8	15	80
6.	kijiji.ca	157	15.0	15	83
7.	wowjobs.ca	143	16.0	16	104
8.	mtwjobassist.ca	105	28.3	17	54
9.	yesjobsnow.com	91	25.1	16	71
10.	simplyhired.ca	88	15.9	16	43
11.	jobillico.com	38	19.3	11.5	6
12.	aets.org	26	2.2	1	0
13.	careerarc.com	22	22.1	12	9
14.	dilico.com	17	34.0	15	1
15.	aboriginaljobboard.ca	11	22.0	22	10
16.	workopolis.com	10	15.0	15	7
17.	careerbuilder.ca	9	31.0	31	5