



Job Demand Report

MAY 2021

Job posting data collected by the North Superior Workforce Planning Board from job boards and employer websites who recruit candidates in Northwestern Ontario.

HIGHLIGHTS

JOB POSTINGS BY THE NUMBERS

TOTAL ACTIVE	NEW THIS MONTH	COMPANIES	JOB BOARDS
2,936	1,702	1,069	25

OF DAYS POSTED

AVERAGE	MEDIAN
21.4	19

REPORT BUILDER

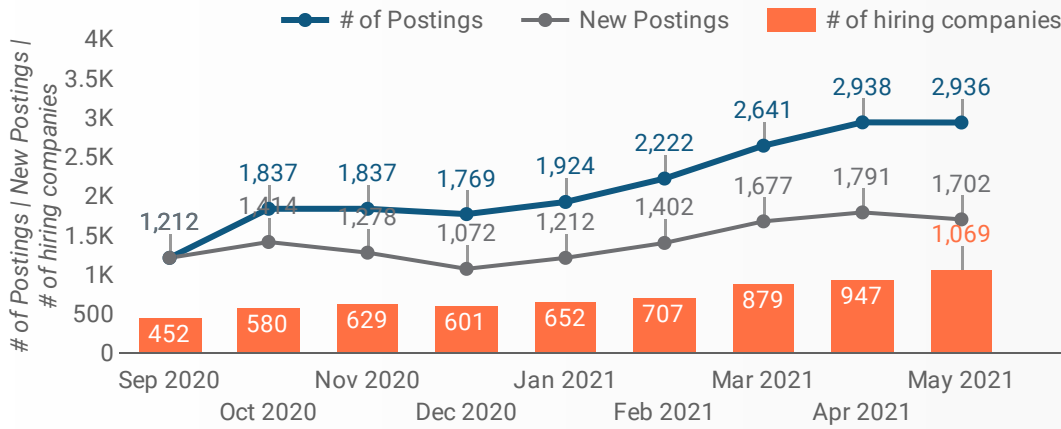
The default filter selection below will show all job demand data for the month. You can use the filters to create a customized report for the purpose of understanding a subset of the data.

MUNICIPALITY	JOB TYPE	JOB DURATION
JOB BOARD	ADDITIONAL LANGUA...	QUICK FIND
SKILL LEVEL		
SKILL TYPE NAME / 1-DIGIT NATIONAL OCCUPATIONAL CLASSIFICATION CODE		
MAJOR GROUP / 2-DIGIT NATIONAL OCCUPATIONAL CLASSIFICATION CODE		
MINOR GROUP / 3-DIGIT NATIONAL OCCUPATIONAL CLASSIFICATION CODE		
UNIT GROUP / 4-DIGIT NATIONAL OCCUPATIONAL CLASSIFICATION CODE		
COMPANY OR EMPLOYMENT AGENCY		



JOB POSTINGS BY MONTH

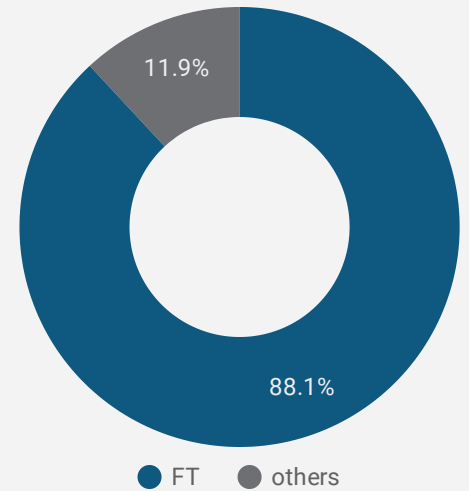
How many job postings were active for at least 1 day this month?



NOTE: This graph cannot be filtered using the controls on the cover page

JOB TYPE

Full-time vs Part-time



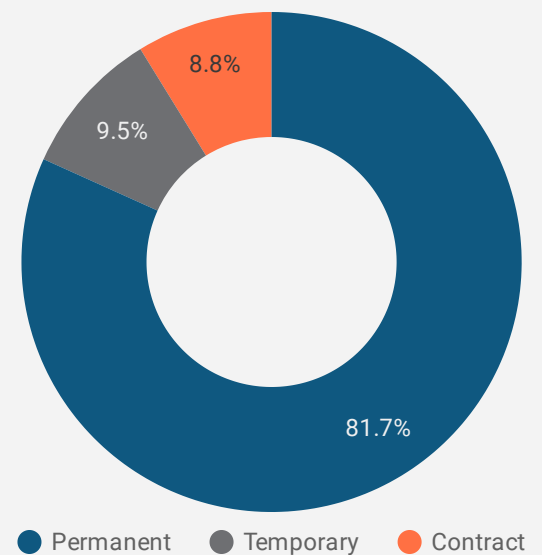
JOB POSTINGS BY MUNICIPALITY

Where are job opportunities being offered?

	MUNICIPALITY	POSTING COUNT	AVG POSTING LENGTH IN DAYS	MEDIAN POSTING LENGTH IN DAYS
1.	Thunder Bay	2,464	20.5	21
2.	Greenstone	144	28.2	21
3.	Marathon	78	39.9	21
4.	Nipigon	42	23.4	15
5.	Oliver Paiponge	41	16.2	15
6.	Manitouwadge	20	47.2	29
7.	Terrace Bay	19	26.2	21
8.	Thunder Bay, Unorganized	19	24.3	18.5

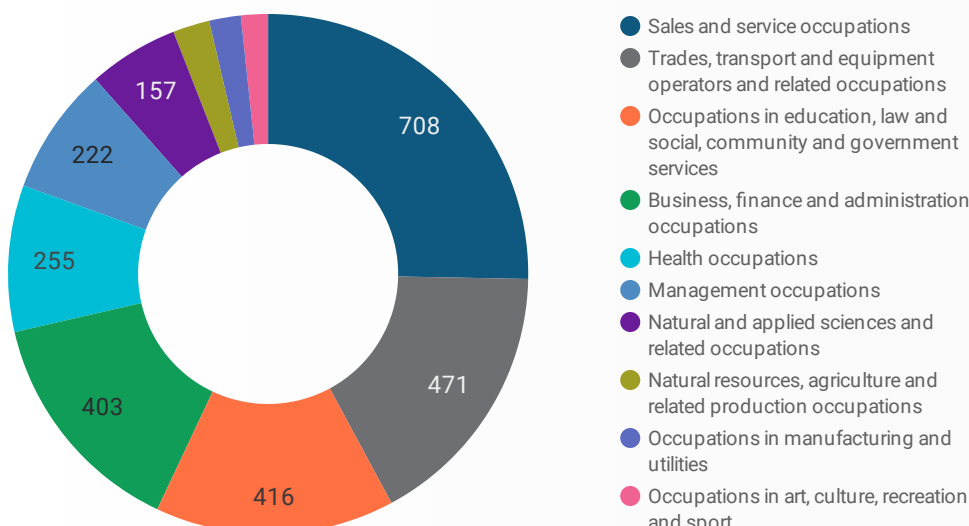
JOB DURATION

Permanency of jobs posted



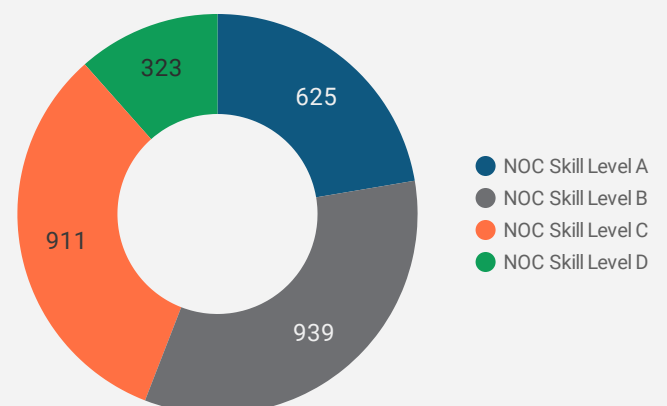
JOB POSTINGS BY SKILL TYPE

What skill type is being recruited?



JOB POSTINGS BY SKILL LEVEL

What education do occupations typically require?



Skill Level A = Usually University education | Skill Level B = Usually College education or Apprenticeship training | Skill Level C = Usually Secondary education or occupation-specific training | Skill Level D = Usually on-the-job training



TOP OCCUPATIONS

What kind of jobs are in-demand?

	4 DIGIT NOC NAME	POSTINGS
1.	Other customer and information services representatives	146
2.	Social and community service workers	126
3.	Home support workers, housekeepers and related occupations	112
4.	Retail salespersons	104
5.	Administrative assistants	79
6.	Transport truck drivers	78
7.	Cooks	71
8.	Registered nurses and registered psychiatric nurses	64
9.	General office support workers	58
10.	Licensed practical nurses	55
11.	Food counter attendants, kitchen helpers and related support occupations	54
12.	Light duty cleaners	46
13.	Delivery and courier service drivers	44
14.	Security guards and related security service occupations	40
15.	Other trades helpers and labourers	39
16.	Material handlers	38
17.	Retail and wholesale trade managers	38
18.	Landscaping and grounds maintenance labourers	31
19.	Automotive service technicians, truck and bus mechanics and mechanical repairers	29
20.	Managers in social, community and correctional services	29
21.	Administrative officers	28
22.	Receptionists	26
23.	Electricians (except industrial and power system)	24
24.	Other financial officers	24
25.	Facility operation and maintenance managers	23
26.	Construction trades helpers and labourers	23
27.	Cashiers	23
28.	Professional occupations in advertising, marketing and public relations	21
29.	Secondary school teachers	20
30.	Construction millwrights and industrial mechanics	20

TOP EMPLOYERS/AGENCIES

Who is hiring?

	COMPANY	POSTINGS
1.	St Joseph's Care Group	127
2.	Resolute Forest Products	83
3.	Thunder Bay Regional Health Sciences Centre	68
4.	Kijiji Jobs	65
5.	Tikinagan Child & Family Services	54
6.	City of Thunder Bay	48
7.	Home Depot	40
8.	Dilico Anishinabek Family Care	37
9.	Lakehead University	27
10.	Confederation College	26
11.	Extencare Canada	19
12.	Ontario Native Women's Association	19
13.	Southbridge Care Homes	18
14.	Superior-Greenstone District School Board	18
15.	Northwest Employment Works	18
16.	Lakehead University Canada	17
17.	North American Palladium	17
18.	Boart Longyear	15
19.	Bayshore HealthCare	14
20.	The Home Depot Canada	14
21.	LifeLabs	13
22.	Stantec	13
23.	Barmarco Mine Services Canada Ltd	13
24.	Beendigen	13
25.	VON Canada	13
26.	Chartwell Retirement Residences	13
27.	GardaWorld	13



OCCUPATIONS BY FREQUENCY & LENGTH OF JOB POSTINGS

What jobs are hard to fill and in-demand?

	4 DIGIT NOC	4 DIGIT NOC NAME	SKILL LEVEL	POSTING COUNT	AVG POSTING LENGTH IN DAYS	MEDIAN POSTING LENGTH IN DAYS
1.	6552	Other customer and information services representatives	NOC Skill Level C	146	17.6	16
2.	4212	Social and community service workers	NOC Skill Level B	126	17.8	16
3.	4412	Home support workers, housekeepers and related occupations	NOC Skill Level C	112	27.1	26
4.	6421	Retail salespersons	NOC Skill Level C	104	23.4	26
5.	1241	Administrative assistants	NOC Skill Level B	79	19.4	18
6.	7511	Transport truck drivers	NOC Skill Level C	78	31.7	22
7.	6322	Cooks	NOC Skill Level B	71	22.9	18
8.	3012	Registered nurses and registered psychiatric nurses	NOC Skill Level A	64	20.1	19
9.	1411	General office support workers	NOC Skill Level C	58	21.9	26
10.	3233	Licensed practical nurses	NOC Skill Level B	55	25.4	26
11.	6711	Food counter attendants, kitchen helpers and related support occupations	NOC Skill Level D	54	21.6	26
12.	6731	Light duty cleaners	NOC Skill Level D	46	22.3	26
13.	7514	Delivery and courier service drivers	NOC Skill Level C	44	18.1	16
14.	6541	Security guards and related security service occupations	NOC Skill Level C	40	20.7	26
15.	7612	Other trades helpers and labourers	NOC Skill Level D	39	23.0	26
16.	7452	Material handlers	NOC Skill Level C	38	23.0	26
17.	621	Retail and wholesale trade managers	NOC Skill Level A	38	21.3	26
18.	8612	Landscaping and grounds maintenance labourers	NOC Skill Level D	31	19.1	15
19.	7321	Automotive service technicians, truck and bus mechanics and mechanical repairers	NOC Skill Level B	29	22.4	16
20.	423	Managers in social, community and correctional services	NOC Skill Level A	29	19.6	26
21.	1221	Administrative officers	NOC Skill Level B	28	19.5	20
22.	1414	Receptionists	NOC Skill Level C	26	24.0	24
23.	7241	Electricians (except industrial and power system)	NOC Skill Level B	24	21.3	11
24.	1114	Other financial officers	NOC Skill Level A	24	19.3	16
25.	714	Facility operation and maintenance managers	NOC Skill Level A	23	21.6	26
26.	7611	Construction trades helpers and labourers	NOC Skill Level D	23	20.2	16
27.	6611	Cashiers	NOC Skill Level D	23	24.1	22
28.	1123	Professional occupations in advertising, marketing and public relations	NOC Skill Level A	21	19.6	26
29.	4031	Secondary school teachers	NOC Skill Level A	20	13.0	7



JOB POSTINGS BY 3-DIGIT NATIONAL OCCUPATION CLASSIFICATION

What jobs are hard to fill and in-demand?

	3 DIGIT NOC	3 DIGIT NOC NAME	SKILL LEVEL	POSTING COUNT	AVG POSTING LENGTH IN DAYS	MEDIAN POSTING LENGTH IN DAYS
1.	655	Customer and information services representatives	NOC Skill Level C	162	17.4	16
2.	421	Paraprofessional occupations in legal, social, community and education services	NOC Skill Level B	153	17.4	16
3.	751	Motor vehicle and transit drivers	NOC Skill Level C	135	26.2	16.5
4.	441	Home care providers and educational support occupations	NOC Skill Level C	128	26.4	26
5.	642	Retail salespersons	NOC Skill Level C	104	23.4	26
6.	141	General office workers	NOC Skill Level C	89	22.4	26
7.	124	Office administrative assistants - general, legal and medical	NOC Skill Level B	89	19.6	18
8.	673	Cleaners	NOC Skill Level D	80	22.2	26
9.	632	Chefs and cooks	NOC Skill Level B	78	22.8	20
10.	301	Professional occupations in nursing	NOC Skill Level A	67	19.5	15
11.	323	Other technical occupations in health care	NOC Skill Level B	64	24.8	26

1 - 50 / 129 < >

JOB POSTINGS BY 2-DIGIT NATIONAL OCCUPATION CLASSIFICATION

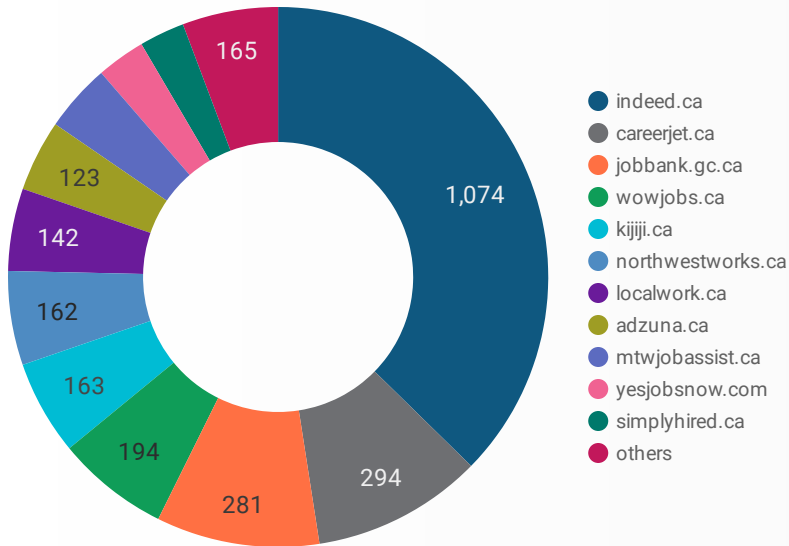
What jobs are hard to fill and in-demand?

	2 DIGIT NOC	2 DIGIT NOC NAME	SKILL LEVEL	POSTING COUNT	AVG POSTING LENGTH IN DAYS	MEDIAN POSTING LENGTH IN DAYS
1.	65	Service representatives and other customer and personal services occupations	NOC Skill Level C	228	19.0	16.5
2.	75	Transport and heavy equipment operation and related maintenance occupations	NOC Skill Level C	168	25.7	20
3.	12	Administrative and financial supervisors and administrative occupations	NOC Skill Level B	156	19.5	18
4.	42	Paraprofessional occupations in legal, social, community and education services	NOC Skill Level B	153	17.4	16
5.	67	Service support and other service occupations, n.e.c.	NOC Skill Level D	153	21.7	26
6.	44	Care providers and educational, legal and public protection support occupations	NOC Skill Level C	128	26.4	26
7.	14	Office support occupations	NOC Skill Level C	125	22.0	25
8.	64	Sales representatives and salespersons - wholesale and retail trade	NOC Skill Level C	113	23.3	26
9.	73	Maintenance and equipment operation trades	NOC Skill Level B	105	20.8	16
10.	63	Service supervisors and specialized service occupations	NOC Skill Level B	105	24.5	26

1 - 45 / 45 < >

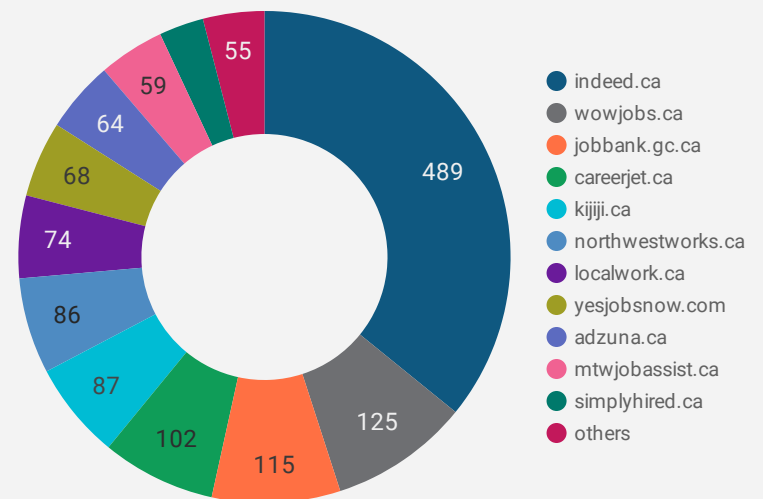
JOB POSTINGS BY JOB BOARD

What share of unique job postings appear on each job board?



COMPANIES BY JOB BOARD

What share of unique job postings appear on each job board?



JOB POSTING DETAILS BY JOB BOARD

How does job posting activity differ by job board?

	JOB BOARD	POSTING COUNT	AVG POSTING LENGTH IN DAYS	MEDIAN POSTING LENGTH IN DAYS	# OF COMPANIES
1.	indeed.ca	1,074	25.8	26	489
2.	careerjet.ca	294	20.0	13	102
3.	jobbank.gc.ca	281	20.2	16	115
4.	wowjobs.ca	194	16.0	16	125
5.	kijiji.ca	163	15.0	15	87
6.	northwestworks.ca	162	32.0	15	86
7.	localwork.ca	142	7.8	9	74
8.	adzuna.ca	123	14.9	15	64
9.	mtwjobassist.ca	117	34.4	18	59
10.	yesjobsnow.com	84	27.8	26	68
11.	simplyhired.ca	78	15.7	16	40
12.	jobillico.com	35	15.6	8	5
13.	network.applytoeducation.com	23	5.6	5	5
14.	careerarc.com	23	43.1	47	10
15.	dilico.com	13	14.6	14	1
16.	workopolis.com	13	15.0	15	9
17.	gojobs.gov.on.ca	11	17.8	16	7