



Job Demand Report

JUNE 2021

Job posting data collected by the North Superior Workforce Planning Board from job boards and employer websites who recruit candidates in Northwestern Ontario.

HIGHLIGHTS

JOB POSTINGS BY THE NUMBERS

TOTAL ACTIVE	NEW THIS MONTH	COMPANIES	JOB BOARDS
3,462	2,233	1,164	25

OF DAYS POSTED

AVERAGE	MEDIAN
19.9	16

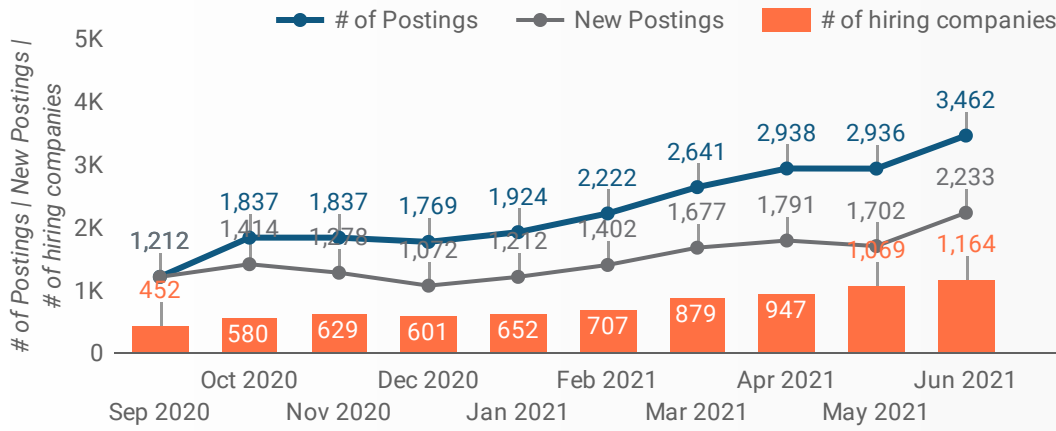
REPORT BUILDER

The default filter selection below will show all job demand data for the month. You can use the filters to create a customized report for the purpose of understanding a subset of the data.

MUNICIPALITY	JOB TYPE	JOB DURATION
JOB BOARD	ADDITIONAL LANGUA...	QUICK FIND
SKILL LEVEL		
SKILL TYPE NAME / 1-DIGIT NATIONAL OCCUPATIONAL CLASSIFICATION CODE		
MAJOR GROUP / 2-DIGIT NATIONAL OCCUPATIONAL CLASSIFICATION CODE		
MINOR GROUP / 3-DIGIT NATIONAL OCCUPATIONAL CLASSIFICATION CODE		
UNIT GROUP / 4-DIGIT NATIONAL OCCUPATIONAL CLASSIFICATION CODE		
COMPANY OR EMPLOYMENT AGENCY		

JOB POSTINGS BY MONTH

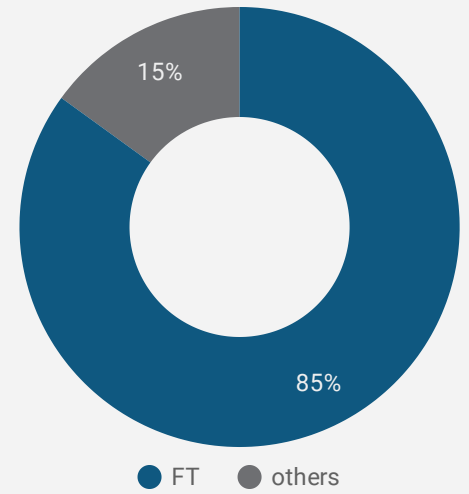
How many job postings were active for at least 1 day this month?



NOTE: This graph cannot be filtered using the controls on the cover page

JOB TYPE

Full-time vs Part-time



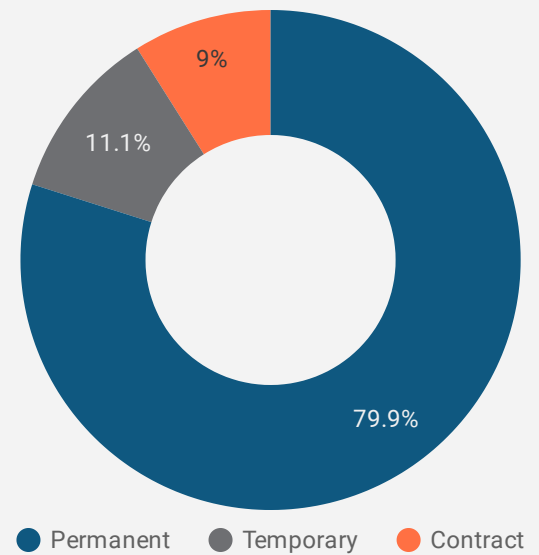
JOB POSTINGS BY MUNICIPALITY

Where are job opportunities being offered?

	MUNICIPALITY	POSTING COUNT	AVG POSTING LENGTH IN DAYS	MEDIAN POSTING LENGTH IN DAYS
1.	Thunder Bay	2,902	19.7	16
2.	Greenstone	137	33.7	20
3.	Oliver Paipouge	86	8.3	4
4.	Marathon	73	40.4	24
5.	Thunder Bay, Unorganized	45	9.8	4.5
6.	Nipigon	33	17.8	15
7.	Red Rock	25	5.6	3
8.	Shuniah	20	8.4	2

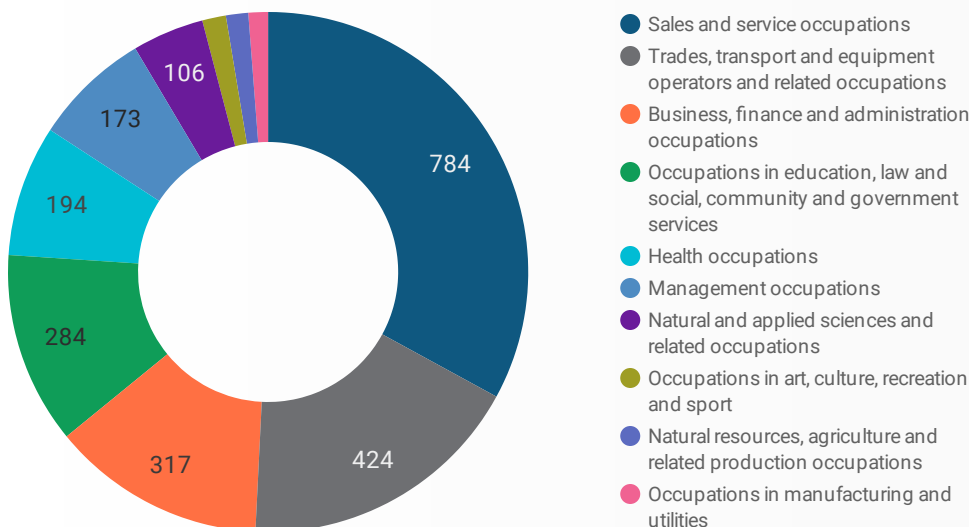
JOB DURATION

Permanency of jobs posted



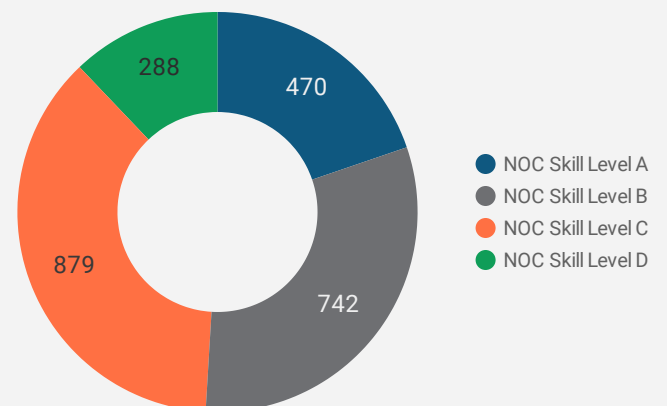
JOB POSTINGS BY SKILL TYPE

What skill type is being recruited?



JOB POSTINGS BY SKILL LEVEL

What education do occupations typically require?



Skill Level A = Usually University education | Skill Level B = Usually College education or Apprenticeship training | Skill Level C = Usually Secondary education or occupation-specific training | Skill Level D = Usually on-the-job training

TOP OCCUPATIONS

What kind of jobs are in-demand?

	4 DIGIT NOC NAME	POSTINGS ▾
1.	Retail salespersons	150
2.	Other customer and information services representatives	120
3.	Cooks	105
4.	Home support workers, housekeepers and related occupations	88
5.	Delivery and courier service drivers	83
6.	Light duty cleaners	72
7.	Social and community service workers	69
8.	Transport truck drivers	65
9.	Administrative assistants	55
10.	Licensed practical nurses	53
11.	Registered nurses and registered psychiatric nurses	50
12.	Retail and wholesale trade managers	47
13.	Food counter attendants, kitchen helpers and related support occupations	44
14.	Security guards and related security service occupations	43
15.	General office support workers	41
16.	Cashiers	39
17.	Material handlers	38
18.	Facility operation and maintenance managers	28
19.	Other financial officers	25
20.	Administrative officers	23
21.	Receptionists	23
22.	Retail and wholesale buyers	23
23.	Other trades helpers and labourers	22
24.	Construction trades helpers and labourers	21
25.	Automotive service technicians, truck and bus mechanics and mechanical repairers	20
26.	Early childhood educators and assistants	18
27.	Carpenters	18
28.	Food and beverage servers	18
29.	Heavy equipment operators (except crane)	17
30.	Store shelf stockers, clerks and order fillers	17

TOP EMPLOYERS/AGENCIES

Who is hiring?

	COMPANY	POSTINGS ▾
1.	St Joseph's Care Group	98
2.	Tikinagan Child & Family Services	85
3.	Thunder Bay Regional Health Sciences Centre	72
4.	Instacart Canada	72
5.	City of Thunder Bay	61
6.	Kijiji Jobs	50
7.	Confederation College	40
8.	Dilico Anishinabek Family Care	37
9.	Resolute Forest Products	35
10.	Lakehead University	31
11.	Home Depot	31
12.	Instacart Shoppers	29
13.	Superior-Greenstone District School Board	28
14.	Recipe Unlimited Corporation	22
15.	Northwest Employment Works	20
16.	Southbridge Care Homes	20
17.	Valard Group of Companies	19
18.	Boart Longyear	18
19.	Best Western Plus Nor'Wester Hotel & Conference Centre	18
20.	Beendigen	18
21.	VON Canada	17
22.	Matawa Education	17
23.	Ontario Native Women's Association	17
24.	Delta Hotels	16
25.	LifeLabs	16
26.	SkipTheDishes	16
27.	Canada Mortgage Housing Corporation	15

OCCUPATIONS BY FREQUENCY & LENGTH OF JOB POSTINGS

What jobs are hard to fill and in-demand?

	4 DIGIT NOC	4 DIGIT NOC NAME	SKILL LEVEL	POSTING COUNT	AVG POSTING LENGTH IN DAYS	MEDIAN POSTING LENGTH IN DAYS
1.	6421	Retail salespersons	NOC Skill Level C	150	18.2	16
2.	6552	Other customer and information services representatives	NOC Skill Level C	120	19.4	15
3.	6322	Cooks	NOC Skill Level B	105	29.3	16
4.	4412	Home support workers, housekeepers and related occupations	NOC Skill Level C	88	31.8	26
5.	7514	Delivery and courier service drivers	NOC Skill Level C	83	11.6	4
6.	6731	Light duty cleaners	NOC Skill Level D	72	23.5	24.5
7.	4212	Social and community service workers	NOC Skill Level B	69	19.0	16
8.	7511	Transport truck drivers	NOC Skill Level C	65	24.7	16
9.	1241	Administrative assistants	NOC Skill Level B	55	20.9	26
10.	3233	Licensed practical nurses	NOC Skill Level B	53	26.7	26
11.	3012	Registered nurses and registered psychiatric nurses	NOC Skill Level A	50	20.4	15
12.	621	Retail and wholesale trade managers	NOC Skill Level A	47	18.4	16
13.	6711	Food counter attendants, kitchen helpers and related support occupations	NOC Skill Level D	44	24.1	26
14.	6541	Security guards and related security service occupations	NOC Skill Level C	43	19.3	16
15.	1411	General office support workers	NOC Skill Level C	41	22.9	26
16.	6611	Cashiers	NOC Skill Level D	39	16.3	15
17.	7452	Material handlers	NOC Skill Level C	38	18.5	20.5
18.	714	Facility operation and maintenance managers	NOC Skill Level A	28	22.2	22
19.	1114	Other financial officers	NOC Skill Level A	25	22.1	16.5
20.	1221	Administrative officers	NOC Skill Level B	23	31.7	26
21.	1414	Receptionists	NOC Skill Level C	23	23.8	26
22.	6222	Retail and wholesale buyers	NOC Skill Level B	23	15.5	15
23.	7612	Other trades helpers and labourers	NOC Skill Level D	22	26.7	22
24.	7611	Construction trades helpers and labourers	NOC Skill Level D	21	37.8	32
25.	7321	Automotive service technicians, truck and bus mechanics and mechanical repairers	NOC Skill Level B	20	19.0	16
26.	4214	Early childhood educators and assistants	NOC Skill Level B	18	22.0	26
27.	7271	Carpenters	NOC Skill Level B	18	30.4	26
28.	6513	Food and beverage servers	NOC Skill Level C	18	19.4	26
29.	7521	Heavy equipment operators (except crane)	NOC Skill Level C	17	22.4	16

JOB POSTINGS BY 3-DIGIT NATIONAL OCCUPATION CLASSIFICATION

What jobs are hard to fill and in-demand?

	3 DIGIT NOC	3 DIGIT NOC NAME	SKILL LEVEL	POSTING COUNT	AVG POSTING LENGTH IN DAYS	MEDIAN POSTING LENGTH IN DAYS
1.	751	Motor vehicle and transit drivers	NOC Skill Level C	163	17.4	15
2.	642	Retail salespersons	NOC Skill Level C	150	18.2	16
3.	655	Customer and information services representatives	NOC Skill Level C	128	20.0	15
4.	632	Chefs and cooks	NOC Skill Level B	107	29.0	16
5.	421	Paraprofessional occupations in legal, social, community and education services	NOC Skill Level B	102	18.7	16
6.	441	Home care providers and educational support occupations	NOC Skill Level C	94	30.6	26
7.	673	Cleaners	NOC Skill Level D	93	23.8	24.5
8.	141	General office workers	NOC Skill Level C	66	23.3	26
9.	124	Office administrative assistants - general, legal and medical	NOC Skill Level B	60	21.2	26
10.	323	Other technical occupations in health care	NOC Skill Level B	59	26.2	26
11.	301	Professional occupations in nursing	NOC Skill Level A	52	20.1	15

1 - 50 / 123 < >

JOB POSTINGS BY 2-DIGIT NATIONAL OCCUPATION CLASSIFICATION

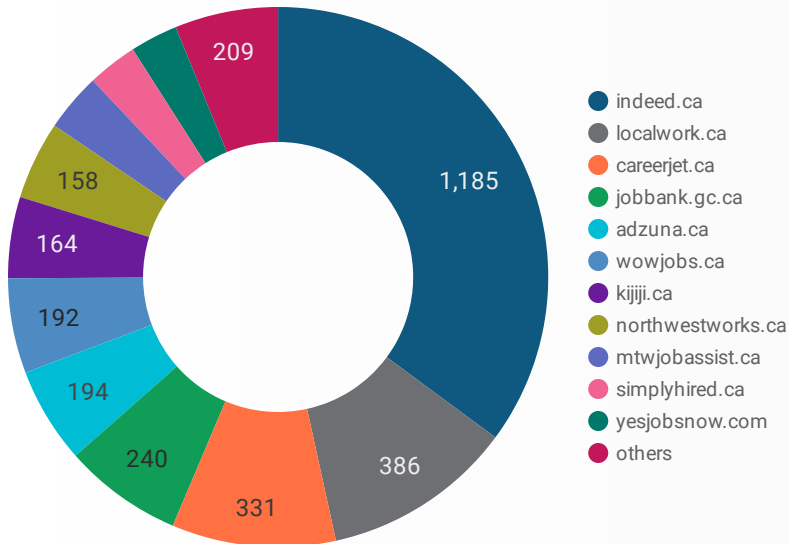
What jobs are hard to fill and in-demand?

	2 DIGIT NOC	2 DIGIT NOC NAME	SKILL LEVEL	POSTING COUNT	AVG POSTING LENGTH IN DAYS	MEDIAN POSTING LENGTH IN DAYS
1.	65	Service representatives and other customer and personal services occupations	NOC Skill Level C	227	21.3	16
2.	75	Transport and heavy equipment operation and related maintenance occupations	NOC Skill Level C	194	17.9	16
3.	67	Service support and other service occupations, n.e.c.	NOC Skill Level D	153	23.4	26
4.	64	Sales representatives and salespersons - wholesale and retail trade	NOC Skill Level C	152	18.2	16
5.	63	Service supervisors and specialized service occupations	NOC Skill Level B	129	29.7	16
6.	12	Administrative and financial supervisors and administrative occupations	NOC Skill Level B	126	22.5	26
7.	42	Paraprofessional occupations in legal, social, community and education services	NOC Skill Level B	102	18.7	16
8.	44	Care providers and educational, legal and public protection support occupations	NOC Skill Level C	95	30.6	26
9.	14	Office support occupations	NOC Skill Level C	92	22.9	26
10.	32	Technical occupations in health	NOC Skill Level B	83	24.5	26

1 - 42 / 42 < >

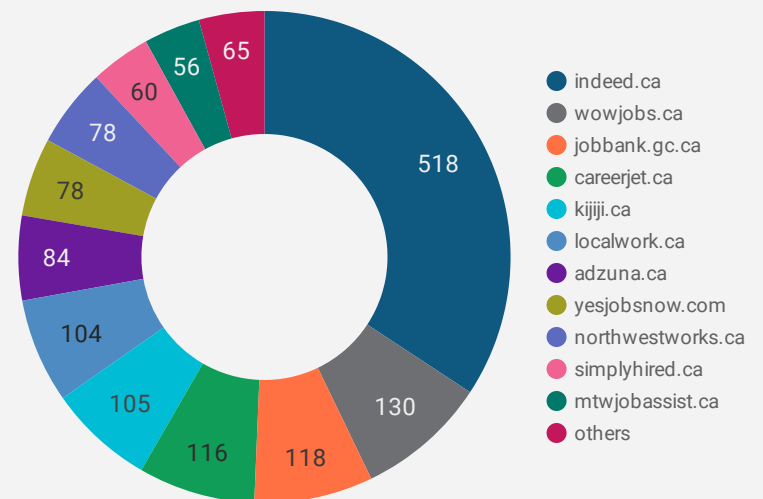
JOB POSTINGS BY JOB BOARD

What share of unique job postings appear on each job board?



COMPANIES BY JOB BOARD

What share of unique job postings appear on each job board?



JOB POSTING DETAILS BY JOB BOARD

How does job posting activity differ by job board?

	JOB BOARD	POSTING COUNT	AVG POSTING LENGTH IN DAYS	MEDIAN POSTING LENGTH IN DAYS	# OF COMPANIES
1.	indeed.ca	1,185	25.5	26	518
2.	localwork.ca	386	8.3	4	104
3.	careerjet.ca	331	19.0	8	116
4.	jobbank.gc.ca	240	28.8	20	118
5.	adzuna.ca	194	14.9	15	84
6.	wowjobs.ca	192	16.0	16	130
7.	kijiji.ca	164	15.0	15	105
8.	northwestworks.ca	158	34.0	16.5	78
9.	mtwjobassist.ca	118	44.1	19.5	56
10.	simplyhired.ca	101	16.2	16	60
11.	yesjobsnow.com	96	24.7	21	78
12.	network.applytoeducation.com	34	12.4	7	6
13.	jobillico.com	28	12.3	6	6
14.	careerarc.com	28	23.8	15	9
15.	aets.org	24	8.4	3.5	0
16.	aboriginaljobboard.ca	21	91.0	91	7
17.	gojobs.gov.on.ca	17	19.5	16	11