



Job Demand Report

JULY 2021

Job posting data collected by the North Superior Workforce Planning Board from job boards and employer websites who recruit candidates in Northwestern Ontario.

HIGHLIGHTS

JOB POSTINGS BY THE NUMBERS

TOTAL ACTIVE	NEW THIS MONTH	COMPANIES	JOB BOARDS
3,774	2,228	1,179	24

OF DAYS POSTED

AVERAGE	MEDIAN
20.8	16

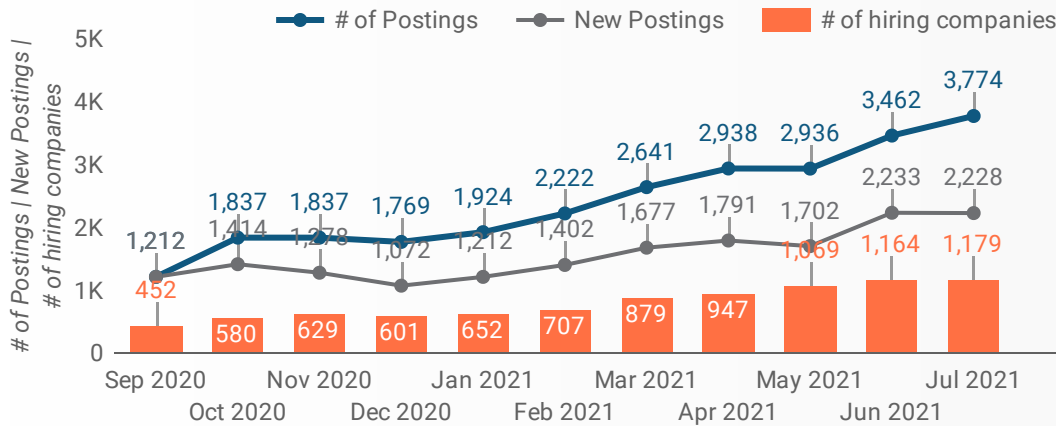
REPORT BUILDER

The default filter selection below will show all job demand data for the month. You can use the filters to create a customized report for the purpose of understanding a subset of the data.

MUNICIPALITY	JOB TYPE	JOB DURATION
JOB BOARD	ADDITIONAL LANGUA...	QUICK FIND
SKILL LEVEL		
SKILL TYPE NAME / 1-DIGIT NATIONAL OCCUPATIONAL CLASSIFICATION CODE		
MAJOR GROUP / 2-DIGIT NATIONAL OCCUPATIONAL CLASSIFICATION CODE		
MINOR GROUP / 3-DIGIT NATIONAL OCCUPATIONAL CLASSIFICATION CODE		
UNIT GROUP / 4-DIGIT NATIONAL OCCUPATIONAL CLASSIFICATION CODE		
COMPANY OR EMPLOYMENT AGENCY		

JOB POSTINGS BY MONTH

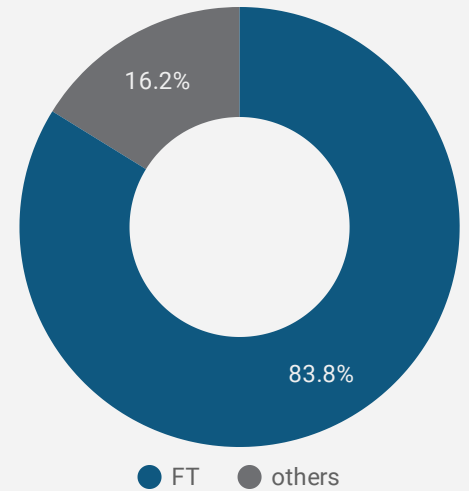
How many job postings were active for at least 1 day this month?



NOTE: This graph cannot be filtered using the controls on the cover page

JOB TYPE

Full-time vs Part-time



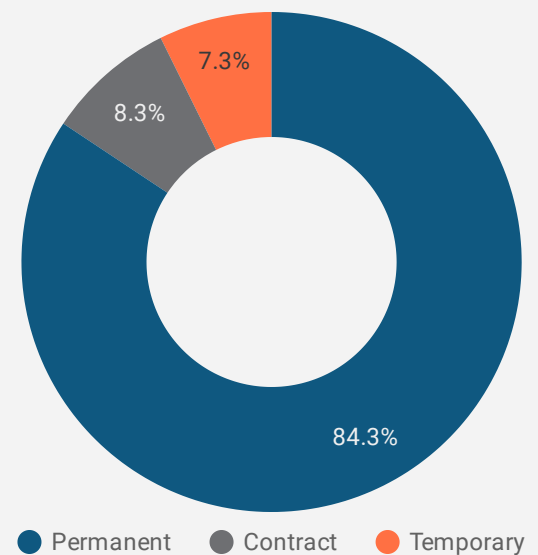
JOB POSTINGS BY MUNICIPALITY

Where are job opportunities being offered?

	MUNICIPALITY	POSTING COUNT	AVG POSTING LENGTH IN DAYS	MEDIAN POSTING LENGTH IN DAYS
1.	Thunder Bay	3,262	20.0	17
2.	Greenstone	133	43.8	26
3.	Marathon	77	40.1	26
4.	Oliver Paiponge	46	17.0	15
5.	Nipigon	41	17.5	15
6.	Thunder Bay, Unorganized	35	19.1	15
7.	Red Rock	35	4.2	2
8.	Schreiber	16	29.9	15

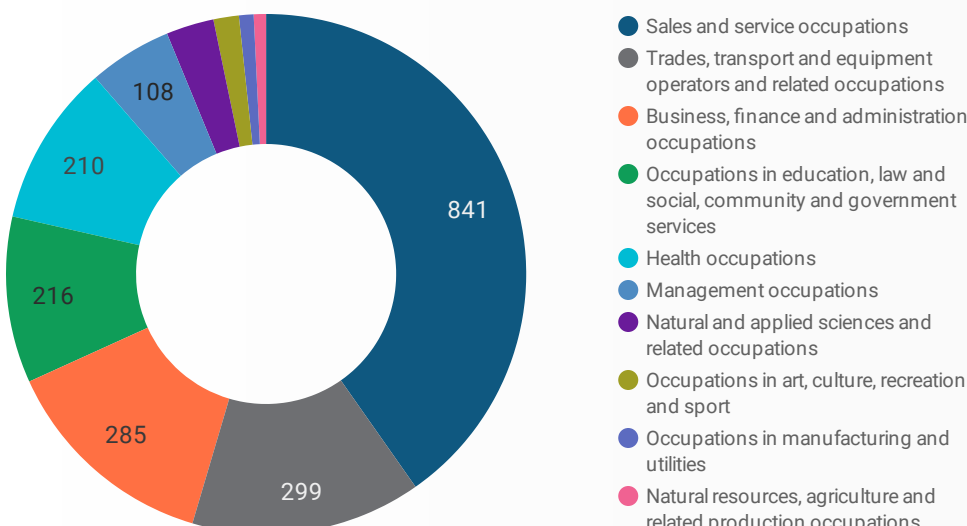
JOB DURATION

Permanency of jobs posted



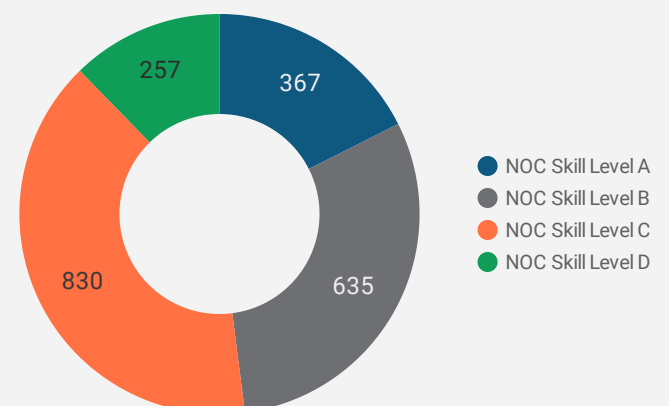
JOB POSTINGS BY SKILL TYPE

What skill type is being recruited?



JOB POSTINGS BY SKILL LEVEL

What education do occupations typically require?



Skill Level A = Usually University education | Skill Level B = Usually College education or Apprenticeship training | Skill Level C = Usually Secondary education or occupation-specific training | Skill Level D = Usually on-the-job training

TOP OCCUPATIONS

What kind of jobs are in-demand?

	4 DIGIT NOC NAME	POSTINGS
1.	Retail salespersons	171
2.	Cooks	122
3.	Other customer and information services representatives	122
4.	Light duty cleaners	100
5.	Home support workers, housekeepers and related occupations	78
6.	Licensed practical nurses	70
7.	Delivery and courier service drivers	67
8.	Registered nurses and registered psychiatric nurses	63
9.	Administrative assistants	62
10.	Transport truck drivers	45
11.	Retail and wholesale trade managers	45
12.	Cashiers	43
13.	Food and beverage servers	40
14.	Social and community service workers	40
15.	Food counter attendants, kitchen helpers and related support occupations	36
16.	Security guards and related security service occupations	34
17.	Other financial officers	30
18.	Retail and wholesale buyers	29
19.	Material handlers	27
20.	Couriers, messengers and door-to-door distributors	26
21.	General office support workers	26
22.	Receptionists	24
23.	Bartenders	22
24.	Social workers	18
25.	Facility operation and maintenance managers	17
26.	Chefs	17
27.	Other medical technologists and technicians (except dental health)	15
28.	Early childhood educators and assistants	15
29.	Automotive service technicians, truck and bus mechanics and mechanical repairers	15
30.	Construction trades helpers and labourers	14

TOP EMPLOYERS/AGENCIES

Who is hiring?

	COMPANY	POSTINGS
1.	St Joseph's Care Group	99
2.	Dilico Anishinabek Family Care	88
3.	Thunder Bay Regional Health Sciences Centre	77
4.	Tikinagan Child & Family Services	77
5.	City of Thunder Bay	57
6.	Resolute Forest Products	49
7.	Confederation College	46
8.	Kijiji Jobs	46
9.	Lakehead University	39
10.	SkipTheDishes	32
11.	Marriott International	30
12.	Recipe Unlimited Corporation	29
13.	Beendigen	28
14.	Staples Canada	28
15.	Intermountain Healthcare	28
16.	Southbridge Care Homes	25
17.	Doordash	24
18.	Boart Longyear	24
19.	Bayshore HealthCare	22
20.	Matawa Education	21
21.	VON Canada	21
22.	LifeLabs	21
23.	Home Depot	20
24.	Giant Tiger	19
25.	Delta Hotels	18
26.	TD	18
27.	Chartwell Retirement Residences	16
28.	Instacart Shoppers	16
29.	Shoppers Drug Mart	16

OCCUPATIONS BY FREQUENCY & LENGTH OF JOB POSTINGS

What jobs are hard to fill and in-demand?

	4 DIGIT NOC	4 DIGIT NOC NAME	SKILL LEVEL	POSTING COUNT	AVG POSTING LENGTH IN DAYS	MEDIAN POSTING LENGTH IN DAYS
1.	6421	Retail salespersons	NOC Skill Level C	171	20.4	26
2.	6322	Cooks	NOC Skill Level B	122	29.6	26
3.	6552	Other customer and information services representatives	NOC Skill Level C	122	15.8	15
4.	6731	Light duty cleaners	NOC Skill Level D	100	24.2	26
5.	4412	Home support workers, housekeepers and related occupations	NOC Skill Level C	78	23.3	26
6.	3233	Licensed practical nurses	NOC Skill Level B	70	20.8	26
7.	7514	Delivery and courier service drivers	NOC Skill Level C	67	21.5	26
8.	3012	Registered nurses and registered psychiatric nurses	NOC Skill Level A	63	22.0	14.5
9.	1241	Administrative assistants	NOC Skill Level B	62	17.8	16
10.	7511	Transport truck drivers	NOC Skill Level C	45	32.3	26
11.	621	Retail and wholesale trade managers	NOC Skill Level A	45	26.2	26
12.	6611	Cashiers	NOC Skill Level D	43	26.1	18
13.	6513	Food and beverage servers	NOC Skill Level C	40	19.2	16
14.	4212	Social and community service workers	NOC Skill Level B	40	11.7	8
15.	6711	Food counter attendants, kitchen helpers and related support occupations	NOC Skill Level D	36	22.2	26
16.	6541	Security guards and related security service occupations	NOC Skill Level C	34	20.7	26
17.	1114	Other financial officers	NOC Skill Level A	30	16.6	15
18.	6222	Retail and wholesale buyers	NOC Skill Level B	29	17.0	16
19.	7452	Material handlers	NOC Skill Level C	27	22.4	26
20.	1513	Couriers, messengers and door-to-door distributors	NOC Skill Level C	26	12.3	6
21.	1411	General office support workers	NOC Skill Level C	26	20.4	17.5
22.	1414	Receptionists	NOC Skill Level C	24	22.7	26
23.	6512	Bartenders	NOC Skill Level C	22	19.5	16
24.	4152	Social workers	NOC Skill Level A	18	19.9	15
25.	714	Facility operation and maintenance managers	NOC Skill Level A	17	19.8	16.5
26.	6321	Chefs	NOC Skill Level B	17	18.0	15
27.	3219	Other medical technologists and technicians (except dental health)	NOC Skill Level B	15	18.6	26
28.	4214	Early childhood educators and assistants	NOC Skill Level B	15	23.2	26
29.	7321	Automotive service technicians, truck and bus mechanics and mechanical repairers	NOC Skill Level B	15	31.3	26



JOB POSTINGS BY 3-DIGIT NATIONAL OCCUPATION CLASSIFICATION

What jobs are hard to fill and in-demand?

	3 DIGIT NOC	3 DIGIT NOC NAME	SKILL LEVEL	POSTING COUNT	AVG POSTING LENGTH IN DAYS	MEDIAN POSTING LENGTH IN DAYS
1.	642	Retail salespersons	NOC Skill Level C	171	20.4	26
2.	632	Chefs and cooks	NOC Skill Level B	139	28.6	26
3.	655	Customer and information services representatives	NOC Skill Level C	124	15.9	15
4.	751	Motor vehicle and transit drivers	NOC Skill Level C	123	25.1	26
5.	673	Cleaners	NOC Skill Level D	118	22.9	26
6.	441	Home care providers and educational support occupations	NOC Skill Level C	83	27.7	26
7.	323	Other technical occupations in health care	NOC Skill Level B	74	20.9	26
8.	651	Occupations in food and beverage service	NOC Skill Level C	69	19.5	16
9.	124	Office administrative assistants - general, legal and medical	NOC Skill Level B	64	18.0	16
10.	301	Professional occupations in nursing	NOC Skill Level A	63	22.0	14.5
11.	421	Paraprofessional occupations in legal, social, community and education services	NOC Skill Level B	62	18.3	15

1 - 50 / 111 < >

JOB POSTINGS BY 2-DIGIT NATIONAL OCCUPATION CLASSIFICATION

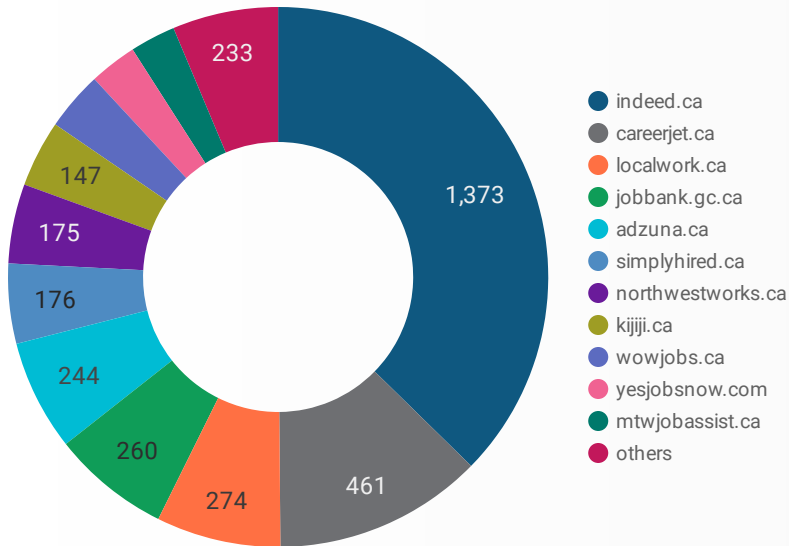
What jobs are hard to fill and in-demand?

	2 DIGIT NOC	2 DIGIT NOC NAME	SKILL LEVEL	POSTING COUNT	AVG POSTING LENGTH IN DAYS	MEDIAN POSTING LENGTH IN DAYS
1.	65	Service representatives and other customer and personal services occupations	NOC Skill Level C	250	18.9	16
2.	64	Sales representatives and salespersons - wholesale and retail trade	NOC Skill Level C	172	20.3	26
3.	67	Service support and other service occupations, n.e.c.	NOC Skill Level D	161	22.6	26
4.	63	Service supervisors and specialized service occupations	NOC Skill Level B	156	29.3	26
5.	75	Transport and heavy equipment operation and related maintenance occupations	NOC Skill Level C	145	25.8	26
6.	12	Administrative and financial supervisors and administrative occupations	NOC Skill Level B	105	20.1	16
7.	32	Technical occupations in health	NOC Skill Level B	103	20.8	26
8.	44	Care providers and educational, legal and public protection support occupations	NOC Skill Level C	86	27.2	26
9.	14	Office support occupations	NOC Skill Level C	81	20.8	23
10.	30	Professional occupations in nursing	NOC Skill Level A	63	22.0	14.5
11.	42	Paraprofessional occupations in legal, social, community and	NOC Skill Level B	62	18.3	15

1 - 42 / 42 < >

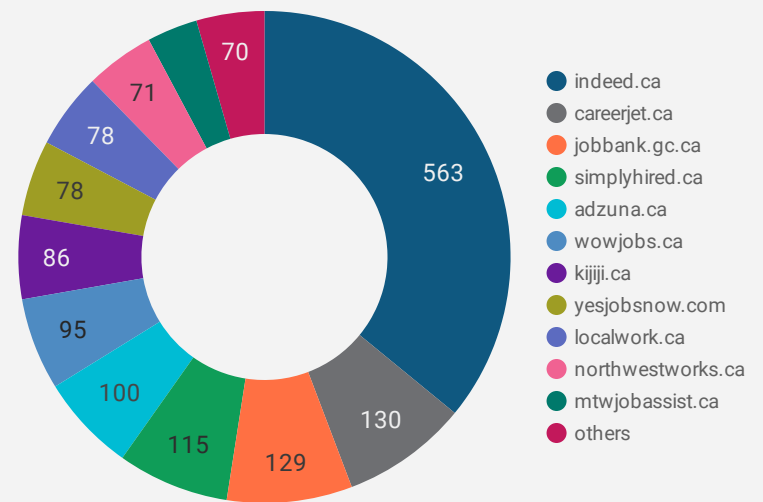
JOB POSTINGS BY JOB BOARD

What share of unique job postings appear on each job board?



COMPANIES BY JOB BOARD

What share of unique job postings appear on each job board?



JOB POSTING DETAILS BY JOB BOARD

How does job posting activity differ by job board?

	JOB BOARD	POSTING COUNT	AVG POSTING LENGTH IN DAYS	MEDIAN POSTING LENGTH IN DAYS	# OF COMPANIES
1.	indeed.ca	1,373	25.8	26	563
2.	careerjet.ca	461	16.5	11	130
3.	localwork.ca	274	10.0	6	78
4.	jobbank.gc.ca	260	26.9	18	129
5.	adzuna.ca	244	15.0	15	100
6.	simplyhired.ca	176	15.9	16	115
7.	northwestworks.ca	175	26.7	14	71
8.	kijiji.ca	147	15.0	15	86
9.	wowjobs.ca	130	16.0	16	95
10.	yesjobsnow.com	105	21.0	15	78
11.	mtwjobassist.ca	100	73.1	38.5	52
12.	jobillico.com	35	22.1	16	6
13.	careerarc.com	34	18.2	13.5	10
14.	aets.org	31	9.5	7	0
15.	aboriginaljobboard.ca	24	91.0	91	9
16.	network.applytoeducation.com	23	21.4	31	5
17.	dilico.com	17	23.7	20	1